

Final

BUMOD (0.365 Km)

Final A

Final_24 (24:00:00)

15.10.2011 15:00

Official Results

Pos	No.	Name	Laps	Total Tm	Diff	Gap	Best Tm	In Lap	Nat/State	Sponsor
1	13	Elfvig Racing Team	2058	24:00:19.532			27.179	161	FIN	
2	07	Robitronic Racing	1976	24:00:09.393	-- 82 Laps --	-- 82 Laps --	26.796	74	D	
3	17	Team TR	1959	24:00:21.229	-- 99 Laps --	-- 17 Laps --	27.006	32	TR	
4	11	Ebola Sport Racing	1868	24:00:11.339	190 Laps --	-- 91 Laps --	26.929	240	CZ	
5	14	Team X4	1581	24:00:15.812	477 Laps --	287 Laps --	26.533	152	TR	
6	15	Pulsar	1550	24:00:31.930	508 Laps --	-- 31 Laps --	27.334	33	BG	
7	09	Steldi Air	1333	23:59:51.582	725 Laps --	217 Laps --	29.050	307	BG	
8	05	Hungary	1124	21:31:24.546	934 Laps --	209 Laps --	27.879	158	H	
9	04	Extreme Racing	1055	24:00:18.714	1003 Laps --	-- 69 Laps --	27.889	74	TR	
10	03	TTM-3	994	20:11:53.938	1064 Laps --	-- 61 Laps --	29.317	105	TR	

Car/Bike	13	07	17	11	14	15	09	05	04	03	01	18	10	02	06
Lap 2	31.439	30.679	30.685	32.646	37.048	33.586	37.476	44.395	36.285	36.399	38.363	46.286	37.310	45.648	33.601
Lap 3	29.981	29.402	29.514	28.968	29.802	31.210	38.204	35.802	31.762	32.152	33.905	31.948	35.797	39.702	35.202
Lap 4	29.572	28.896	28.990	28.823	30.590	33.439	34.233	32.627	31.564	33.893	35.432	36.573	33.973	44.492	30.037
Lap 5	28.930	28.153	28.662	28.926	29.218	31.000	35.589	31.486	34.907	31.344	33.499	29.667	37.299	42.913	29.830
Lap 6	28.843	28.095	28.058	28.287	28.800	29.900	35.110	34.303	30.864	0:14.995	33.227	30.943	32.668	38.977	29.587
Lap 7	28.490	28.193	28.084	27.675	29.469	32.118	35.450	36.433	32.046	51.625	31.484	30.013	32.456	39.829	32.376
Lap 8	28.461	28.131	28.163	28.095	31.673	29.277	32.648	31.429	32.305	47.705	33.485	30.082	32.964	3:00.543	30.342
Lap 9	27.737	27.326	27.782	27.654	29.469	28.813	32.106	31.791	29.411	1:44.809	33.127	29.547	35.790	42.976	29.525
Lap 10	27.697	27.382	28.071	28.012	30.762	29.252	35.815	1:01.302	30.417	38.800	31.857	29.887	33.512	43.778	30.518
Lap 11	27.217	27.554	28.183	28.325	35.624	28.288	32.834	29.944	30.176	1:33.009	32.089	28.477	36.952	35.813	29.384
Lap 12	27.342	28.831	28.218	30.251	31.555	29.044	32.448	29.431	30.236	31.373	32.074	32.520	33.051	34.512	31.625
Lap 13	27.630	28.621	28.650	34.349	28.999	29.687	34.129	28.994	33.605	1:26.200	31.614	30.112	34.077	37.321	33.067
Lap 14	28.819	28.492	28.236	41.808	31.168	28.355	31.210	29.202	32.642	36.983	32.110	27.730	36.635	35.871	32.522
Lap 15	28.146	29.680	28.201	29.489	30.867	31.626	4:48.413	29.902	30.297	40.154	32.348	28.898	32.124	36.603	29.930
Lap 16	29.933	27.863	28.459	28.069	34.754	28.163	35.788	30.733	32.020	36.541	31.697	28.609	32.514	33.767	29.909
Lap 17	27.879	28.021	29.002	29.417	30.093	28.395	33.275	30.225	31.520	47.202	32.904	29.075	34.942	39.150	30.090
Lap 18	28.215	30.007	30.848	29.314	31.538	29.243	32.844	30.436	38.177	36.205	32.437	29.593	33.054	39.423	29.796
Lap 19	29.047	28.030	30.109	28.554	27.900	29.212	30.414	33.340	35.882	40.619	32.807	29.601	38.736	34.688	30.574
Lap 20	27.795	27.907	27.690	28.238	29.859	32.674	30.640	29.157	31.126	44.661	30.634	30.264	33.120	9:09.959	28.995
Lap 21	27.531	28.775	28.613	29.747	29.833	29.753	44.995	4:55.102	29.402	38.819	31.362	2:06.499	31.683	43.049	32.739
Lap 22	29.272	28.762	28.078	30.853	33.469	28.328	30.302	32.942	30.691	50.931	31.987	31.045	32.457	35.209	6:52.745
Lap 23	28.372	28.379	28.471	28.618	3:25.869	27.911	30.339	30.016	29.107	2:56.023	31.657	58.617	35.543	44.135	35.736
Lap 24	28.475	28.819	28.815	27.820	31.181	28.648	30.413	33.222	29.156	42.040	32.942	56.484	39.135	33.162	33.382
Lap 25	29.693	29.195	27.789	29.543	31.547	28.763	30.041	29.541	32.357	35.840	31.405	58.502	31.995	33.171	37.168
Lap 26	33.737	28.043	27.756	28.395	29.477	28.203	30.299	30.437	29.650	35.902	30.780	1:23.593	34.805	1:09.946	29.643

Time Text

Printed: 19.10.2011 18:35:47

Licensed to: M-Cup

Average race speed: 31,292

Chief of Timing & Scoring

Best Tm: 26.533, Spd: 49,523

by: (14) Team X4

Date

Margin of Victory: -- 82 Laps --

RaceTime: 24:00:19

Signed:

Final

BUMOD (0.365 Km)

Final A

Final_24 (24:00:00)

15.10.2011 15:00

Official Results

Pos	No.	Name	Laps	Total Tm	Diff	Gap	Best Tm	In Lap	Nat/State	Sponsor
11	01	HRC-2	993	21:09:15.125	1065 Laps --	-- 1 Lap --	29.096	86	TR	
12	18	HRC-1	723	17:34:09.439	1335 Laps --	270 Laps --	27.405	102	TR	
13	10	TTM-2	584	16:45:18.923	1474 Laps --	139 Laps --	29.271	54	TR	
14	02	RC4fun.net	521	22:12:14.251	1537 Laps --	-- 63 Laps --	29.959	138	D	
15	06	TTM-1	426	8:26:23.714	1632 Laps --	-- 95 Laps --	27.604	96	TR	
16	08	ARDM	335	7:56:48.898	1723 Laps --	-- 91 Laps --	28.098	56	RO	
17	16	TTM-4	152	4:12:27.028	1906 Laps --	183 Laps --	27.806	30	TR	
18	12	TTM-5	96	3:57:26.257	1962 Laps --	-- 56 Laps --	28.265	38	TR	

Car/Bike	13	07	17	11	14	15	09	05	04	03	01	18	10	02	06
Lap 27	28.458	28.051	27.901	27.954	29.821	27.936	29.747	32.864	29.252	35.168	32.055	27.467	32.807	2:02.251	29.189
Lap 28	27.937	29.118	28.316	29.465	31.467	28.325	29.904	34.211	29.434	45.923	30.424	29.089	32.510	45.255	29.814
Lap 29	28.271	29.072	28.325	28.062	31.159	28.559	36.492	29.348	32.702	33.978	30.708	30.219	34.868	41.042	29.580
Lap 30	28.323	27.968	29.686	27.049	28.551	29.564	41.793	28.836	28.432	33.498	30.302	30.393	30.094	37.645	28.829
Lap 31	29.391	28.763	28.052	28.295	32.522	29.329	9:14.061	28.800	29.631	53.912	30.835	33.845	31.344	36.471	29.318
Lap 32	31.043	27.900	27.006	27.447	29.234	30.467	37.880	29.878	28.361	36.051	30.874	28.105	30.812	35.610	28.859
Lap 33	28.594	27.646	27.550	27.362	28.921	27.334	41.139	28.849	28.940	34.054	32.010	28.358	31.353	38.310	29.207
Lap 34	27.602	27.324	27.299	27.199	0:50.388	27.689	36.397	28.302	29.491	34.563	32.753	30.364	32.888	34.843	31.548
Lap 35	27.362	27.896	27.365	27.194	29.248	27.880	33.547	30.237	30.544	36.456	34.692	29.092	39.217	38.475	28.620
Lap 36	27.809	28.088	27.550	28.667	29.382	27.850	32.637	29.277	28.693	36.451	30.971	28.059	34.287	33.596	29.176
Lap 37	27.595	28.051	28.160	27.442	27.967	27.376	32.822	30.081	28.896	33.913	29.642	27.799	4:45.220	34.653	31.385
Lap 38	27.540	29.278	28.735	28.085	27.343	27.517	31.178	28.542	29.723	32.371	30.186	34.150	33.275	32.153	29.807
Lap 39	27.531	7:48.428	28.182	28.243	31.677	27.417	30.610	29.707	36.931	32.276	30.373	1:02.042	32.903	33.678	30.010
Lap 40	27.549	30.672	27.545	28.517	27.750	28.985	31.285	30.078	32.254	33.532	32.931	28.596	35.638	39.372	2:49.045
Lap 41	27.330	29.689	27.656	1:02.461	28.653	28.752	31.140	30.130	29.926	34.410	39.189	27.749	45.875	33.540	4:07.564
Lap 42	28.172	28.057	27.314	29.833	28.668	29.907	31.279	33.791	28.613	32.466	37.608	58.668	36.917	37.326	35.630
Lap 43	28.069	28.928	27.589	29.463	28.106	28.763	33.806	29.337	28.800	1:06.531	35.000	34.593	32.400	36.183	30.687
Lap 44	28.855	28.460	28.569	29.535	57.308	27.680	30.715	29.129	29.972	33.266	37.495	28.400	30.228	32.720	31.866
Lap 45	27.382	28.958	28.485	30.143	27.829	30.912	32.936	28.988	31.200	32.866	42.355	29.063	40.168	32.680	30.376
Lap 46	27.585	28.204	27.198	30.555	33.862	28.332	30.953	28.634	29.151	34.699	36.707	33.598	32.184	34.374	29.290
Lap 47	27.574	28.136	27.949	30.014	29.953	31.578	1:07.424	30.283	28.566	1:31.656	38.922	28.192	31.400	32.743	28.867
Lap 48	28.440	27.743	27.810	29.776	29.264	28.636	31.348	28.468	29.337	34.053	37.244	57.772	31.529	34.879	29.479
Lap 49	27.517	28.038	29.184	30.016	28.358	27.910	30.397	58.595	29.825	32.933	8:33.684	59.617	31.261	32.257	28.352
Lap 50	27.609	28.144	27.710	29.280	28.247	28.077	32.676	27.979	29.084	33.724	36.629	1:01.986	31.543	32.482	28.139
Lap 51	28.338	27.792	27.424	29.122	28.168	28.054	35.380	28.961	30.134	32.742	31.971	29.219	31.721	38.436	28.105

Time	Text
------	------

Printed: 19.10.2011 18:35:47

Licensed to: M-Cup

Average race speed: 31,292

Chief of Timing & Scoring

Best Tm: 26.533, Spd: 49,523

by: (14) Team X4

Date

Margin of Victory: -- 82 Laps --

RaceTime: 24:00:19

Signed:

Final

BUMOD (0.365 Km)

Final A

Final_24 (24:00:00)

15.10.2011 15:00

Official Results

Pos	No.	Name	Laps	Total Tm	Diff	Gap	Best Tm	In Lap	Nat/State	Sponsor						
	Car/Bike	13	07	17	11	14	15	09	05	04	03	01	18	10	02	06
	Lap 52	28.870	27.917	27.797	29.250	29.908	27.534	32.381	57.496	30.153	33.610	34.535	28.729	31.072	34.238	29.624
	Lap 53	28.006	27.355	28.747	29.151	28.062	28.158	30.788	30.021	28.718	32.086	31.492	30.258	32.487	33.338	29.006
	Lap 54	28.129	27.509	1:23.931	30.020	28.971	27.647	30.901	29.358	28.976	31.478	32.641	28.266	29.271	31.980	28.808
	Lap 55	27.471	27.854	28.941	28.673	7:45.723	30.823	32.192	29.151	31.885	31.695	30.861	51.805	33.371	42.326	28.102
	Lap 56	27.568	28.731	28.265	28.176	34.757	6:16.526	31.614	58.411	29.711	36.822	31.470	29.084	32.920	1:55.500	28.452
	Lap 57	29.112	28.377	29.686	30.110	30.749	38.472	30.836	28.679	29.432	38.247	31.394	28.741	30.798	38.549	30.939
	Lap 58	28.001	27.593	27.835	29.425	43.278	31.891	29.572	28.101	32.431	34.610	35.221	27.499	33.239	37.506	29.532
	Lap 59	28.454	27.623	28.664	29.554	29.576	28.500	31.034	29.351	32.009	34.600	32.401	1:02.158	41.749	32.568	40.078
	Lap 60	27.199	27.561	27.568	29.037	33.073	30.163	31.725	28.640	28.455	42.624	30.540	31.462	31.789	32.605	29.118
	Lap 61	27.925	27.547	29.551	28.701	28.578	27.523	31.128	28.269	28.766	34.345	30.886	30.694	36.323	31.188	28.857
	Lap 62	29.305	27.500	28.075	1:00.855	28.574	28.091	30.301	47.413	27.915	35.382	30.578	27.863	34.821	32.771	29.533
	Lap 63	28.621	29.261	27.433	29.458	32.641	27.768	35.006	29.574	29.016	33.901	32.773	32.941	32.722	31.398	28.413
	Lap 64	1:46.701	27.844	30.521	29.302	32.094	27.672	36.476	29.177	1:02.360	35.038	30.796	55.993	31.817	34.642	28.509
	Lap 65	29.737	28.135	27.739	29.861	29.761	27.881	32.024	28.660	39.117	33.188	32.023	28.091	32.156	30.689	30.998
	Lap 66	28.527	29.629	27.504	28.673	31.027	28.534	31.699	30.549	28.596	9:56.520	31.041	33.761	35.693	32.831	31.290
	Lap 67	29.893	27.728	27.619	29.287	32.841	27.968	32.921	28.773	59.091	38.614	29.159	33.702	33.758	34.470	29.348
	Lap 68	27.699	27.534	28.050	27.702	29.014	29.125	31.384	28.672	29.599	35.360	29.529	57.125	36.686	31.098	28.003
	Lap 69	27.945	28.223	27.462	28.936	29.392	27.998	32.417	57.241	30.271	36.155	29.196	28.523	40.891	36.935	31.079
	Lap 70	27.317	27.953	27.521	28.919	29.216	28.021	32.354	29.268	30.674	33.500	31.255	32.214	31.636	36.576	28.861
	Lap 71	28.147	27.961	27.602	32.236	29.207	28.448	33.425	29.135	1:01.334	32.219	30.899	45.578	32.947	33.912	3:07.580
	Lap 72	27.776	27.921	27.729	28.644	27.645	30.354	31.040	28.045	29.360	31.522	38.425	28.948	33.399	32.738	35.172
	Lap 73	27.606	27.691	27.908	28.651	35.247	28.871	31.866	31.579	30.103	33.212	29.835	29.616	31.215	32.791	6:53.336
	Lap 74	27.328	26.796	27.540	29.029	27.568	27.473	32.231	31.153	27.889	33.701	31.200	29.458	30.739	1:09.844	6:55.406
	Lap 75	27.392	28.896	27.538	28.517	30.617	28.235	35.294	29.116	29.098	31.408	31.521	28.072	35.873	3:30.173	33.254
	Lap 76	27.684	27.838	29.365	29.210	29.084	3:14.456	32.219	1:22.680	31.226	31.013	31.548	28.898	35.138	37.237	33.536

Time Text

Printed: 19.10.2011 18:35:47

Licensed to: M-Cup

Average race speed: 31,292

Chief of Timing & Scoring

Best Tm: 26.533, Spd: 49,523

by: (14) Team X4

Date

Margin of Victory: -- 82 Laps --

RaceTime: 24:00:19

Signed:

www.amb-it.com

Sparc 2.0



Final BUMOD (0.365 Km)

Final A

Final_24 (24:00:00)

15.10.2011 15:00

Official Results

Pos	No.	Name	Laps	Total Tm	Diff	Gap	Best Tm	In Lap	Nat/State	Sponsor						
	Car/Bike	13	07	17	11	14	15	09	05	04	03	01	18	10	02	06
	Lap 77	29.197	27.877	27.970	28.811	29.073	30.799	36.499	30.260	30.408	30.021	31.468	30.536	34.927	33.520	4:46.841
	Lap 78	27.745	27.879	27.184	29.075	29.782	29.851	35.109	33.278	29.409	30.902	29.724	29.170	30.972	45.359	5:27.681
	Lap 79	29.164	27.501	28.326	29.408	28.268	28.443	38.047	29.621	28.901	30.225	30.367	55.667	1:23.269	30.897	5:15.911
	Lap 80	29.499	27.953	27.630	33.766	28.922	28.511	37.164	32.154	28.553	30.636	33.072	4:20.445	34.595	31.582	32.706
	Lap 81	28.872	27.540	28.132	29.525	28.448	28.321	31.875	29.311	29.339	30.518	32.827	30.450	31.131	33.740	31.356
	Lap 82	27.760	27.324	27.786	29.032	29.543	27.804	31.613	29.417	31.153	31.934	36.580	29.487	31.251	31.450	29.701
	Lap 83	27.866	27.851	27.879	2:00.740	30.757	27.368	31.241	28.783	32.121	31.560	29.958	27.754	32.901	34.046	29.035
	Lap 84	28.579	27.723	28.584	31.022	28.852	29.339	32.691	28.884	30.237	32.195	29.381	28.545	31.190	31.371	28.940
	Lap 85	30.564	28.346	58.212	30.156	28.362	28.897	37.438	28.257	3:23.467	31.405	30.663	28.313	34.879	31.130	30.157
	Lap 86	27.912	27.825	29.067	30.703	30.414	27.767	1:38.503	28.760	31.453	30.725	29.096	55.421	1:53.844	31.374	29.413
	Lap 87	28.169	27.844	27.829	28.655	29.366	27.653	35.333	28.568	30.977	29.547	31.134	29.635	36.235	30.305	30.533
	Lap 88	27.999	27.230	28.405	28.793	29.519	27.911	38.255	28.722	30.426	30.689	31.221	28.485	34.009	32.027	27.994
	Lap 89	27.938	28.405	27.563	27.970	28.353	29.940	36.723	28.940	35.220	29.869	30.472	31.909	34.831	32.328	28.718
	Lap 90	29.485	27.435	28.154	28.533	28.378	32.450	33.606	29.361	33.451	31.002	31.809	33.404	33.560	30.716	28.135
	Lap 91	28.284	28.907	29.361	32.217	28.549	30.153	32.149	32.331	32.635	30.993	36.402	31.290	31.870	32.004	28.865
	Lap 92	27.843	27.626	28.237	28.540	28.739	28.285	35.194	28.083	29.355	1:00.325	32.479	1:26.795	33.708	30.570	28.616
	Lap 93	29.202	27.918	27.655	28.363	1:18.701	32.592	33.747	29.350	30.947	30.889	43.972	28.073	31.792	1:01.424	27.979
	Lap 94	29.282	27.638	28.196	28.135	30.063	29.168	37.344	57.594	33.504	29.918	32.048	30.267	35.416	47.023	28.282
	Lap 95	27.894	27.934	28.488	28.044	29.299	30.032	33.598	29.040	28.958	2:36.263	30.537	27.691	34.371	46.917	27.903
	Lap 96	28.196	28.205	30.159	34.437	28.971	28.445	32.503	28.569	30.480	31.124	30.213	29.195	1:06.122	41.508	27.604
	Lap 97	27.348	27.345	27.952	28.200	28.819	29.576	34.464	30.746	33.694	31.773	32.155	28.903	37.869	33.143	28.983
	Lap 98	28.336	27.279	27.895	27.741	36.788	28.301	36.293	28.078	31.553	35.371	30.208	27.619	32.622	38.859	34.678
	Lap 99	28.383	27.777	28.320	28.350	28.946	27.826	32.333	1:30.807	31.028	1:02.891	30.652	28.231	31.814	44.432	27.926
	Lap 100	28.760	29.317	27.665	27.920	28.820	27.815	32.600	29.279	28.870	30.933	30.722	28.497	31.860	35.855	28.284
	Lap 101	28.359	29.173	27.415	28.011	1:13.487	30.735	38.584	31.738	28.799	30.693	30.102	34.566	32.114	36.605	29.166

Time Text

Printed: 19.10.2011 18:35:47

Licensed to: M-Cup

Average race speed: 31,292

Chief of Timing & Scoring

Best Tm: 26.533, Spd: 49,523

by: (14) Team X4

Date

Margin of Victory: -- 82 Laps --

RaceTime: 24:00:19

Signed:

www.amb-it.com

Sparc 2.0



Final
 Final A
 Final_24 (24:00:00)

BUMOD (0.365 Km)

15.10.2011 15:00

Official Results

Pos	No.	Name	Laps	Total Tm	Diff	Gap	Best Tm	In Lap	Nat/State	Sponsor						
	Car/Bike	13	07	17	11	14	15	09	05	04	03	01	18	10	02	06
	Lap 102	27.492	1:34.343	28.621	28.683	29.460	28.064	34.027	29.068	28.698	32.753	29.800	27.405	33.725	33.696	28.604
	Lap 103	27.530	30.320	29.296	32.192	33.471	28.621	32.513	29.603	32.659	30.840	29.903	59.066	0:51.319	37.605	28.239
	Lap 104	27.630	30.318	29.263	29.245	32.732	27.724	33.586	59.055	29.261	32.524	29.166	1:04.519	34.150	37.458	28.345
	Lap 105	29.709	28.301	27.916	27.825	30.512	33.758	35.576	28.363	29.247	31.759	32.731	30.810	35.072	38.685	27.670
	Lap 106	28.837	28.730	1:10.370	29.014	28.986	27.895	32.646	36.279	33.018	30.184	30.498	2:11.579	30.560	48.850	1:15.716
	Lap 107	27.988	27.252	28.919	28.083	1:38.565	29.568	34.178	32.706	30.312	30.481	29.792	29.931	31.599	39.861	33.283
	Lap 108	28.047	29.590	28.419	27.865	36.597	30.668	34.945	1:31.040	28.858	1:29.298	32.958	32.148	33.746	53.509	29.594
	Lap 109	27.646	28.566	27.957	27.706	32.752	46.224	32.967	29.757	31.337	40.680	32.926	32.097	32.646	45.221	29.496
	Lap 110	27.379	28.492	28.403	27.991	31.001	31.531	33.257	28.266	31.283	34.800	31.377	2:33.019	31.846	35.289	30.681
	Lap 111	27.188	28.205	27.816	28.356	29.358	29.393	36.594	33.494	28.908	29.859	30.998	29.612	30.454	52.816	28.878
	Lap 112	27.205	28.189	28.437	28.630	30.664	28.403	32.675	31.644	31.622	32.260	30.521	1:00.135	30.245	36.131	29.232
	Lap 113	27.423	29.167	28.582	28.437	28.514	30.568	33.046	30.282	29.787	30.208	32.839	36.348	30.593	34.821	27.807
	Lap 114	28.160	28.767	27.848	31.233	28.770	29.103	31.719	30.372	29.178	30.038	30.800	29.511	30.901	39.505	28.930
	Lap 115	27.931	28.361	28.130	28.970	30.506	31.815	32.351	1:02.619	29.541	29.317	32.613	34.878	31.986	53.061	28.609
	Lap 116	27.640	28.233	28.279	28.555	28.433	28.491	42.768	29.531	34.186	29.836	33.333	5:45.837	31.975	46.918	28.333
	Lap 117	27.661	28.462	5:37.895	27.804	28.883	27.434	35.459	58.421	32.831	29.898	31.186	1:27.419	30.008	45.779	29.708
	Lap 118	28.411	27.231	31.041	27.567	29.789	30.089	34.497	28.859	29.825	30.191	33.899	42.543	31.580	49.170	28.425
	Lap 119	28.792	31.363	28.859	27.924	36.975	28.727	1:52.664	29.152	33.444	30.056	33.389	1:22.742	30.641	35.294	28.574
	Lap 120	29.430	28.926	33.302	27.811	30.723	28.967	36.340	29.104	38.020	31.614	30.247	48.770	30.593	40.835	28.652
	Lap 121	28.028	29.671	29.333	28.407	28.671	28.935	35.170	5:43.123	31.544	29.562	31.959	37.488	30.471	37.658	28.148
	Lap 122	29.484	27.118	29.235	27.700	28.423	29.073	32.317	34.336	1:27.108	1:30.881	35.444	37.034	30.308	39.323	28.642
	Lap 123	28.075	29.463	29.474	28.781	29.237	29.022	33.643	31.882	35.093	34.910	31.522	32.510	30.671	46.413	30.025
	Lap 124	28.260	28.658	28.859	34.339	29.894	28.472	33.204	30.764	32.273	32.090	34.505	46.795	30.957	38.027	28.152
	Lap 125	2:10.474	28.202	27.839	30.081	29.526	28.591	45.080	28.734	30.484	31.891	30.315	32.379	3:40.033	35.277	29.275
	Lap 126	31.831	29.076	28.102	30.082	29.114	4:13.907	33.015	29.895	30.002	31.990	31.394	38.971	1:27.880	40.190	28.125

Time Text

Printed: 19.10.2011 18:35:47

Licensed to: M-Cup

Average race speed: 31,292

Chief of Timing & Scoring

Best Tm: 26.533, Spd: 49,523

by: (14) Team X4

Date

Margin of Victory: -- 82 Laps --

RaceTime: 24:00:19

Signed:

Final
Final A
Final_24 (24:00:00)

BUMOD (0.365 Km)

15.10.2011 15:00

Official Results

Pos	No.	Name	Laps	Total Tm	Diff	Gap	Best Tm	In Lap	Nat/State	Sponsor						
	Car/Bike	13	07	17	11	14	15	09	05	04	03	01	18	10	02	06
	Lap 127	29.390	28.653	28.399	30.574	29.068	30.843	34.007	30.555	30.224	33.323	30.892	32.791	41.605	38.353	28.741
	Lap 128	28.346	28.032	28.293	33.956	29.582	30.123	31.501	30.174	29.417	34.063	31.604	42.618	38.022	39.158	27.995
	Lap 129	28.761	27.496	28.797	31.838	28.498	29.716	32.931	5:30.367	32.034	1:12.555	31.598	33.064	44.087	44.249	30.338
	Lap 130	28.813	28.424	28.498	30.033	29.909	29.667	32.276	31.379	29.886	35.416	3:29.386	33.538	39.304	50.098	28.204
	Lap 131	27.926	28.229	28.808	30.796	33.994	28.777	32.950	33.413	29.610	35.413	34.662	30.777	38.324	38.803	28.719
	Lap 132	27.860	28.603	28.251	29.024	30.059	29.429	1:23.996	30.072	32.528	36.621	34.398	31.099	35.462	39.917	28.461
	Lap 133	29.650	28.181	28.291	29.059	31.494	31.133	33.918	59.995	29.792	2:52.944	35.438	1:08.811	33.532	39.581	34.213
	Lap 134	29.415	28.452	29.227	28.264	29.720	30.312	35.715	1:01.362	30.495	38.440	35.777	35.908	40.730	47.054	28.991
	Lap 135	27.657	28.115	28.421	29.054	7:12.087	30.504	31.738	29.846	30.429	35.847	33.208	39.074	34.847	2:38.873	29.013
	Lap 136	27.667	30.978	28.806	28.529	29.793	30.842	31.595	30.041	29.671	33.313	38.595	34.745	39.247	37.113	28.910
	Lap 137	27.439	27.838	28.688	28.325	28.504	27.972	31.295	28.752	29.169	39.996	35.114	35.628	37.219	3:47.758	29.279
	Lap 138	27.992	28.066	28.530	28.766	27.859	29.301	31.906	30.657	30.395	1:41.432	33.710	31.968	36.690	29.959	29.711
	Lap 139	28.488	27.739	27.846	29.831	28.449	30.087	31.261	1:30.009	30.512	33.857	34.108	34.466	34.784	43.537	28.862
	Lap 140	27.256	28.130	30.076	28.383	28.008	30.488	31.339	29.836	32.344	32.783	33.399	33.886	33.319	50.933	15:28.553
	Lap 141	27.347	28.122	29.151	28.694	27.499	28.794	31.996	29.692	31.505	1:34.567	35.113	33.347	33.475	46.587	38.870
	Lap 142	28.718	31.019	27.813	28.849	4:08.902	28.102	31.303	1:30.550	29.623	55.012	33.888	33.014	36.237	39.645	33.433
	Lap 143	27.455	30.213	28.275	30.041	29.789	28.347	31.670	1:04.861	29.515	1:06.284	33.877	33.596	37.213	40.540	44.496
	Lap 144	27.513	28.456	28.367	29.323	27.849	28.658	30.694	8:13.806	29.926	1:17.186	33.058	33.186	33.175	40.780	7:22.114
	Lap 145	28.603	1:17.412	29.416	30.053	28.613	28.888	31.639	37.288	29.612	33.520	32.505	33.593	34.857	8:28.330	35.142
	Lap 146	27.933	29.900	28.214	29.489	28.454	28.659	31.522	30.815	31.622	30.566	32.943	33.601	35.433	50.876	34.077
	Lap 147	27.984	29.089	27.641	29.547	27.633	28.739	31.223	31.464	30.387	31.217	33.121	31.553	38.925	43.170	31.735
	Lap 148	28.137	27.988	27.981	29.018	27.580	28.510	30.026	29.148	30.075	43.763	32.898	33.125	34.573	40.444	31.714
	Lap 149	27.383	27.652	28.906	28.973	27.953	27.935	30.803	31.399	29.796	35.152	1:31.629	31.007	32.847	37.361	30.720
	Lap 150	28.114	28.449	27.857	29.185	27.327	28.885	31.283	30.224	29.179	32.773	34.262	34.170	34.495	34.179	30.816
	Lap 151	28.042	28.706	27.973	29.625	26.722	28.653	30.062	29.909	29.929	35.781	35.109	32.006	39.693	34.652	30.618

Time Text

Printed: 19.10.2011 18:35:47

Licensed to: M-Cup

Average race speed: 31,292

Chief of Timing & Scoring

Best Tm: 26.533, Spd: 49,523

by: (14) Team X4

Date

Margin of Victory: -- 82 Laps --

RaceTime: 24:00:19

Signed:

www.amb-it.com

Sparc 2.0

AMB
IDENTIFICATION & TIMING **I-T**

Final
 Final A
 Final_24 (24:00:00)

BUMOD (0.365 Km)

15.10.2011 15:00

Official Results

Pos	No.	Name	Laps	Total Tm	Diff	Gap	Best Tm	In Lap	Nat/State	Sponsor						
	Car/Bike	13	07	17	11	14	15	09	05	04	03	01	18	10	02	06
	Lap 152	27.983	28.169	28.182	28.524	26.533	29.751	33.153	38.478	28.963	33.685	34.828	32.251	42.153	36.622	30.485
	Lap 153	28.459	28.211	27.968	30.473	27.458	29.685	33.028	30.840	31.907	34.020	33.153	31.269	33.107	36.239	30.501
	Lap 154	28.774	28.110	41.764	31.730	30.968	28.753	32.627	34.228	28.904	31.921	32.959	30.444	35.699	34.464	31.227
	Lap 155	28.327	27.964	28.884	29.785	27.645	32.262	30.865	29.141	30.460	32.447	33.717	29.263	33.465	36.063	30.594
	Lap 156	28.200	28.719	28.219	29.066	58.782	28.255	30.844	29.128	29.025	32.529	32.605	31.003	35.778	43.124	30.212
	Lap 157	28.980	28.708	28.333	29.590	28.307	30.258	33.139	29.513	29.330	34.012	33.745	30.190	34.771	33.934	30.606
	Lap 158	27.694	28.137	27.395	28.741	27.705	29.209	31.740	27.879	29.563	32.803	31.735	34.963	34.121	4:37.314	31.045
	Lap 159	27.895	27.966	32.040	28.764	27.895	28.730	1:05.078	29.419	33.410	37.665	32.204	32.817	37.759	46.593	30.670
	Lap 160	27.692	27.433	28.404	28.884	28.024	29.274	1:03.046	27.925	29.424	34.853	32.366	35.193	38.202	47.881	30.840
	Lap 161	27.179	27.496	28.795	30.015	28.347	29.515	31.272	31.929	29.935	35.209	33.436	33.955	33.908	38.711	30.031
	Lap 162	27.645	27.901	27.856	29.292	28.635	29.040	39.581	28.928	29.797	32.930	32.924	33.272	33.252	38.486	30.234
	Lap 163	27.470	28.386	28.373	29.309	55.742	28.154	32.060	28.346	29.842	31.640	48.940	31.819	38.620	39.545	31.225
	Lap 164	28.667	28.488	27.987	1:35.289	27.959	28.850	1:40.121	29.851	29.665	31.270	34.509	32.053	33.748	38.157	30.507
	Lap 165	28.153	29.018	28.782	32.038	28.589	29.481	30.320	30.395	35.864	33.075	33.545	33.429	34.496	34.591	30.865
	Lap 166	29.061	27.697	31.919	30.686	28.131	29.336	32.772	28.333	33.981	34.741	35.026	32.811	34.572	36.135	32.187
	Lap 167	27.671	28.330	29.395	30.103	27.389	29.516	30.784	31.102	31.220	31.826	33.414	35.953	34.879	35.652	30.182
	Lap 168	29.019	27.586	28.061	30.232	28.043	29.921	31.364	29.550	30.782	34.186	31.500	1:14.076	2:01.700	38.285	29.910
	Lap 169	28.762	27.435	27.913	33.773	29.989	28.608	30.534	29.500	29.230	32.424	31.853	33.032	41.686	34.856	31.014
	Lap 170	28.772	27.734	28.277	30.590	27.857	28.623	8:57.458	29.661	1:18.919	40.395	32.672	31.077	46.829	34.586	30.066
	Lap 171	27.500	27.828	27.852	29.734	27.500	30.140	44.221	28.836	41.296	36.075	33.612	34.668	46.191	34.029	31.148
	Lap 172	28.803	28.821	28.380	29.229	28.376	28.850	36.482	31.348	30.257	33.141	33.297	1:06.797	0:17.031	38.705	30.165
	Lap 173	30.507	27.501	28.654	29.500	27.963	28.523	34.649	31.738	30.869	33.134	31.052	31.257	41.658	34.647	29.574
	Lap 174	29.089	28.202	29.411	29.621	27.639	29.057	32.964	29.049	30.275	32.007	33.255	37.624	53.920	33.771	30.645
	Lap 175	27.857	27.707	1:10.232	28.544	27.536	28.087	33.568	30.102	30.259	33.280	33.102	34.272	45.539	39.120	31.405
	Lap 176	28.040	28.357	42.459	28.552	27.652	28.448	43.534	28.690	29.565	32.955	34.426	33.673	40.066	41.303	31.478

Time Text

Printed: 19.10.2011 18:35:47

Licensed to: M-Cup

Average race speed: 31,292

Chief of Timing & Scoring

Best Tm: 26.533, Spd: 49,523

by: (14) Team X4

Date

Margin of Victory: -- 82 Laps --

RaceTime: 24:00:19

Signed:

Final

BUMOD (0.365 Km)

Final A

Final_24 (24:00:00)

15.10.2011 15:00

Official Results

Pos	No.	Name	Laps	Total Tm	Diff	Gap	Best Tm	In Lap	Nat/State	Sponsor
-----	-----	------	------	----------	------	-----	---------	--------	-----------	---------

Car/Bike	13	07	17	11	14	15	09	05	04	03	01	18	10	02	06
Lap 177	28.495	28.130	30.852	28.124	28.690	29.634	33.009	28.750	30.402	30.837	31.480	30.873	37.538	36.807	29.210
Lap 178	27.852	28.797	28.205	29.942	28.737	28.949	35.720	29.549	29.266	34.385	39.188	30.700	37.284	7:06.722	30.590
Lap 179	27.939	28.844	28.651	29.698	29.303	31.014	34.035	28.766	28.953	31.568	32.315	35.569	37.346	51.100	30.452
Lap 180	27.868	28.271	28.151	28.920	28.382	28.601	34.165	1:30.090	28.791	38.179	33.513	32.259	38.237	57.999	1:43.633
Lap 181	28.787	27.977	28.599	30.145	28.558	30.815	33.144	31.035	32.938	34.395	33.431	32.333	37.171	43.891	33.439
Lap 182	29.506	28.443	28.434	28.947	30.495	32.082	38.339	28.787	29.031	36.331	31.309	31.026	34.901	46.969	29.756
Lap 183	28.741	2:34.875	27.683	29.488	31.351	30.168	30.949	29.661	28.963	31.464	33.601	31.195	33.584	47.196	29.481
Lap 184	5:58.744	41.470	27.691	28.267	29.582	35.135	35.494	32.850	30.883	1:33.924	33.922	1:03.918	37.653	44.623	29.408
Lap 185	30.949	32.267	28.022	29.322	1:23.110	29.719	37.709	33.111	34.113	33.740	33.135	32.750	34.860	43.493	30.733
Lap 186	29.073	30.529	28.943	27.601	31.614	1:24.807	31.457	32.634	32.676	38.009	32.247	33.284	34.969	43.933	30.718
Lap 187	28.021	30.561	28.296	28.302	34.684	31.765	43.514	30.030	32.837	34.945	35.999	34.096	34.222	42.326	30.695
Lap 188	29.639	29.942	28.007	28.871	2:28.492	29.607	32.572	29.635	30.271	33.299	32.618	32.594	41.506	45.563	29.471
Lap 189	29.172	30.365	28.618	30.827	33.825	32.047	33.447	29.250	29.245	40.557	42.155	1:01.376	37.439	54.650	30.445
Lap 190	27.924	30.545	27.557	30.003	30.360	30.893	32.459	31.722	29.734	33.184	32.579	32.016	35.597	46.607	30.837
Lap 191	28.471	30.744	28.105	28.455	30.214	29.390	31.352	30.806	32.204	45.330	30.797	38.649	37.225	44.037	30.419
Lap 192	29.974	30.272	28.194	29.088	36.464	28.706	34.332	30.493	28.944	43.696	35.495	34.349	34.986	48.618	29.682
Lap 193	28.194	29.535	28.741	30.018	29.136	28.961	43.165	30.192	29.627	31.441	36.216	4:31.291	37.274	54.660	30.730
Lap 194	29.025	29.786	31.522	29.001	33.997	29.402	36.144	31.300	29.893	31.937	32.278	33.623	33.804	47.506	51.724
Lap 195	27.900	30.754	28.971	28.274	28.975	32.537	32.508	32.022	29.920	31.714	33.517	31.563	38.514	44.703	29.792
Lap 196	28.239	31.502	29.322	29.588	29.170	29.115	32.349	30.483	29.584	32.615	33.537	35.303	41.956	44.689	30.680
Lap 197	28.641	30.063	28.186	29.952	35.373	30.960	33.762	29.339	28.924	32.827	33.216	32.429	35.757	50.846	29.256
Lap 198	27.538	29.945	27.958	28.978	31.037	28.110	33.024	30.138	29.794	32.026	32.089	32.422	35.485	50.361	28.738
Lap 199	31.272	29.366	28.367	28.720	28.672	28.928	1:39.290	4:41.692	29.206	36.543	34.568	34.592	36.261	45.076	28.926
Lap 200	27.726	30.683	28.573	29.012	28.465	28.338	43.744	38.069	32.523	31.753	34.712	31.879	34.887	50.954	28.869
Lap 201	27.848	31.412	30.696	33.199	29.361	28.161	3:32.177	30.648	28.882	30.634	32.803	31.886	40.602	49.501	30.557

Time Text

Printed: 19.10.2011 18:35:47

Licensed to: M-Cup

Average race speed: 31,292

Chief of Timing & Scoring

Best Tm: 26.533, Spd: 49,523

by: (14) Team X4

Date

Margin of Victory: -- 82 Laps --

RaceTime: 24:00:19

Signed:

www.amb-it.com

Sparc 2.0

Final
 Final A
 Final_24 (24:00:00)

BUMOD (0.365 Km)

15.10.2011 15:00

Official Results

Pos	No.	Name	Laps	Total Tm	Diff	Gap	Best Tm	In Lap	Nat/State	Sponsor						
	Car/Bike	13	07	17	11	14	15	09	05	04	03	01	18	10	02	06
	Lap 202	27.748	30.712	28.164	48.044	30.736	29.143	34.336	31.274	29.759	31.879	36.168	34.546	1:22.657	51.163	29.855
	Lap 203	27.913	30.046	29.386	28.668	28.139	33.735	32.007	30.222	32.261	31.126	31.622	32.091	33.867	44.993	28.176
	Lap 204	27.411	29.683	56.210	29.425	29.151	30.791	32.681	30.472	29.415	33.084	32.562	30.798	32.394	46.664	29.022
	Lap 205	29.807	29.509	27.896	28.449	29.139	28.708	32.862	30.269	29.042	32.637	31.447	31.561	40.035	52.824	28.066
	Lap 206	27.904	31.170	29.502	29.009	28.572	29.547	31.903	32.205	30.059	6:01.338	34.534	31.629	32.452	48.964	29.402
	Lap 207	28.067	29.684	29.982	28.215	32.805	29.200	35.020	31.051	29.263	49.933	32.908	31.260	32.289	46.342	41.755
	Lap 208	27.185	29.714	29.536	29.910	29.720	29.344	31.411	30.880	29.265	44.451	32.354	1:03.245	32.644	44.572	29.729
	Lap 209	27.328	29.859	31.680	29.528	28.703	28.411	31.765	29.920	29.164	39.812	33.114	29.940	32.216	2:13.734	28.352
	Lap 210	28.359	29.780	28.976	29.505	31.428	28.701	31.027	31.475	30.505	41.316	34.658	32.885	31.711	42.869	29.829
	Lap 211	30.269	30.852	28.365	28.129	29.744	28.711	31.720	31.121	30.244	40.166	9:15.756	31.226	31.395	44.920	28.478
	Lap 212	29.511	29.599	28.727	27.399	28.726	28.243	32.024	30.360	29.157	46.329	36.036	32.457	33.948	52.408	28.372
	Lap 213	28.933	29.711	28.221	27.966	28.944	29.550	31.348	30.897	29.671	39.446	36.345	30.645	33.241	1:02.360	27.867
	Lap 214	28.038	29.825	28.334	29.810	28.611	28.848	30.967	30.846	28.845	41.451	35.612	1:46.798	31.220	50.106	29.104
	Lap 215	27.672	30.340	28.438	27.881	32.214	28.446	30.407	30.483	31.101	40.058	32.957	1:09.171	32.468	54.192	27.723
	Lap 216	27.811	30.884	28.207	28.476	33.262	29.044	31.645	29.982	29.360	38.938	33.720	1:18.438	35.196	51.948	29.662
	Lap 217	28.632	30.092	27.394	28.113	32.532	29.394	30.466	31.003	30.221	39.728	33.490	2:43.076	37.926	42.775	29.315
	Lap 218	27.636	30.332	27.757	29.235	29.807	28.897	32.699	31.887	29.644	41.508	32.213	37.241	34.435	42.440	31.131
	Lap 219	27.867	29.716	28.625	28.574	29.723	29.067	31.975	31.801	28.551	39.255	32.628	1:07.865	33.006	43.808	28.605
	Lap 220	28.380	30.844	28.462	30.552	28.051	29.910	31.057	30.913	29.142	41.548	32.459	35.380	31.270	44.602	29.214
	Lap 221	28.784	30.193	28.497	28.970	30.869	31.008	32.781	39.765	31.447	40.680	34.408	1:05.528	34.873	52.649	28.706
	Lap 222	27.588	1:12.310	27.548	28.411	29.695	28.895	31.320	32.015	30.062	41.610	33.294	32.493	35.263	49.586	52.547
	Lap 223	27.532	31.355	28.360	28.227	28.197	28.607	31.655	31.020	28.943	42.232	34.303	32.759	34.850	42.053	30.110
	Lap 224	27.637	31.740	27.944	27.585	29.131	29.278	31.751	31.067	28.271	40.722	31.077	1:03.035	37.961	52.999	29.551
	Lap 225	27.586	29.798	27.940	28.323	29.448	28.997	30.664	30.358	30.820	39.367	32.203	31.040	31.555	41.122	29.276
	Lap 226	27.772	29.339	27.891	28.199	28.873	29.545	32.264	33.759	28.974	41.523	37.470	31.320	34.523	47.285	28.463

Time Text

Printed: 19.10.2011 18:35:47

Licensed to: M-Cup

Average race speed: 31,292

Chief of Timing & Scoring

Best Tm: 26.533, Spd: 49,523

by: (14) Team X4

Date

Margin of Victory: -- 82 Laps --

RaceTime: 24:00:19

Signed:

Final

BUMOD (0.365 Km)

Final A

Final_24 (24:00:00)

15.10.2011 15:00

Official Results

Pos	No.	Name	Laps	Total Tm	Diff	Gap	Best Tm	In Lap	Nat/State	Sponsor						
	Car/Bike	13	07	17	11	14	15	09	05	04	03	01	18	10	02	06
	Lap 227	28.456	30.237	33.504	27.790	29.757	29.023	33.009	30.377	29.969	39.533	32.522	3:08.977	32.379	45.768	29.005
	Lap 228	28.019	30.026	29.234	27.642	0:04.068	28.573	30.720	30.464	28.978	44.390	32.264	9:32.437	33.440	49.719	29.042
	Lap 229	27.528	29.028	29.264	28.584	35.584	30.100	34.319	30.163	1:23.234	42.480	32.597	51.879	31.696	40.623	1:16.622
	Lap 230	28.788	29.923	28.487	27.572	30.563	28.150	30.981	31.677	1:01.965	46.408	32.196	41.145	31.902	6:21.913	29.749
	Lap 231	27.406	29.659	28.230	28.111	30.941	29.827	32.262	31.064	33.296	39.224	32.352	37.556	35.859	46.273	29.050
	Lap 232	27.860	29.437	28.080	28.165	29.504	29.180	34.035	29.680	32.035	44.684	33.356	37.711	33.009	47.113	29.046
	Lap 233	27.993	30.761	28.341	30.605	30.013	28.195	31.460	29.995	30.792	42.021	31.628	47.130	31.632	41.754	29.211
	Lap 234	27.756	34.754	28.481	28.210	29.810	30.500	30.817	44.994	32.081	40.998	31.144	39.060	35.875	43.003	29.667
	Lap 235	27.694	29.978	28.591	27.672	31.344	28.637	31.396	31.002	31.239	40.525	32.226	36.185	32.132	50.270	29.001
	Lap 236	28.026	29.071	29.868	28.703	29.146	28.668	30.407	29.582	29.910	44.027	32.997	35.451	38.341	43.790	28.877
	Lap 237	27.859	29.663	1:06.789	28.909	28.269	28.492	30.853	29.749	29.984	42.858	32.026	43.853	32.953	55.157	29.007
	Lap 238	28.903	30.149	32.045	28.003	29.329	37.426	30.608	29.860	31.990	6:21.616	30.821	34.869	34.134	40.087	30.465
	Lap 239	29.576	29.516	30.296	27.505	29.378	29.664	29.807	29.994	29.552	37.661	31.968	35.813	32.083	48.759	29.984
	Lap 240	27.455	30.771	31.857	26.929	29.008	29.103	30.287	29.492	1:01.180	35.955	31.107	35.725	37.160	39.109	29.866
	Lap 241	27.815	29.894	31.677	27.932	32.359	29.964	30.300	29.919	31.922	41.925	31.428	37.894	32.393	47.567	29.292
	Lap 242	27.937	29.527	30.126	28.576	0:12.873	29.343	30.088	29.545	2:19.289	37.543	32.443	34.442	33.507	44.856	29.091
	Lap 243	27.836	29.568	29.726	27.760	36.004	28.402	29.967	29.690	40.283	36.141	35.623	36.415	36.585	45.708	29.917
	Lap 244	27.787	29.405	30.783	4:45.387	33.199	32.191	30.521	29.977	38.407	36.291	32.429	1:17.005	32.692	38.793	29.305
	Lap 245	27.382	29.340	30.827	34.960	33.063	29.842	29.908	30.111	33.711	35.272	32.854	41.242	32.062	41.707	30.251
	Lap 246	28.115	30.454	30.586	30.467	30.759	29.216	29.900	31.210	32.868	34.470	33.316	45.763	32.875	2:55.427	30.745
	Lap 247	1:28.657	29.731	29.845	30.522	30.241	1:12.721	31.520	35.228	32.528	44.449	38.143	3:20.466	32.127	47.219	29.384
	Lap 248	32.987	29.141	29.588	29.583	29.213	36.294	30.991	6:39.711	33.397	34.428	32.041	50.994	33.395	43.244	29.923
	Lap 249	35.546	30.163	29.970	29.124	28.887	33.129	30.490	35.242	33.557	35.407	33.105	38.014	31.909	41.428	29.431
	Lap 250	32.204	29.250	29.450	30.109	6:11.499	31.502	30.130	32.075	31.401	35.224	32.713	44.619	32.201	40.569	32.194
	Lap 251	34.509	32.991	29.602	29.179	32.803	31.691	30.427	31.625	31.458	34.576	32.396	42.837	34.402	48.627	30.751

Time Text

Printed: 19.10.2011 18:35:47

Licensed to: M-Cup

Average race speed: 31,292

Chief of Timing & Scoring

Best Tm: 26.533, Spd: 49,523

by: (14) Team X4

Date

Margin of Victory: -- 82 Laps --

RaceTime: 24:00:19

Signed:

www.amb-it.com

Sparc 2.0



Final
Final A
Final_24 (24:00:00)

BUMOD (0.365 Km)

15.10.2011 15:00

Official Results

Pos	No.	Name	Laps	Total Tm	Diff	Gap	Best Tm	In Lap	Nat/State	Sponsor						
	Car/Bike	13	07	17	11	14	15	09	05	04	03	01	18	10	02	06
	Lap 252	30.664	28.985	29.016	29.189	30.562	34.817	30.851	31.813	31.333	33.256	30.868	38.212	32.721	39.443	30.586
	Lap 253	30.571	31.718	29.241	29.946	29.905	31.028	30.226	31.666	31.226	39.119	32.790	34.789	32.931	36.942	30.274
	Lap 254	34.322	30.832	29.761	29.229	29.835	35.962	31.311	31.830	31.534	37.472	32.954	34.037	1:23.359	40.731	28.900
	Lap 255	33.171	30.776	29.758	37.477	30.666	32.339	1:35.695	31.146	30.667	34.790	31.921	34.339	34.799	39.688	30.621
	Lap 256	31.746	29.579	29.609	29.930	28.895	33.028	34.864	31.010	31.868	37.366	31.016	35.025	40.975	39.385	29.764
	Lap 257	30.705	29.555	29.100	30.095	29.830	31.588	32.903	31.850	30.257	38.128	33.731	33.965	36.142	39.496	29.307
	Lap 258	33.285	29.080	29.775	29.251	29.481	33.990	31.989	33.166	30.605	38.384	31.912	38.749	33.007	41.810	29.997
	Lap 259	29.513	28.819	29.195	28.445	30.238	35.590	30.184	31.983	30.961	35.630	33.877	39.541	32.919	38.262	30.555
	Lap 260	30.717	29.654	30.414	29.746	29.643	32.548	32.536	31.503	33.112	43.201	32.675	39.685	36.876	42.011	29.894
	Lap 261	30.425	29.735	29.023	29.086	29.238	32.499	34.801	31.116	32.079	43.344	32.386	40.551	32.001	40.179	31.333
	Lap 262	29.690	28.938	28.898	28.726	37.482	33.256	34.242	31.357	29.742	6:25.771	31.194	38.663	31.663	41.067	33.034
	Lap 263	30.008	29.012	28.865	29.297	29.873	31.155	34.579	31.904	31.247	39.492	33.242	34.310	33.490	37.061	36.744
	Lap 264	31.212	28.482	32.753	27.847	28.816	32.022	32.396	33.465	31.298	36.593	1:37.934	33.866	33.168	44.469	30.727
	Lap 265	29.416	27.921	5:58.557	28.365	28.880	39.525	30.360	31.058	31.965	34.515	5:59.766	34.816	34.234	39.492	45.797
	Lap 266	33.244	28.796	32.284	29.102	29.447	34.985	31.342	31.895	30.369	34.681	40.687	37.160	31.589	37.149	34.341
	Lap 267	30.773	28.623	30.593	29.928	31.851	36.899	30.334	31.598	29.551	36.047	34.487	34.123	32.830	40.461	29.757
	Lap 268	29.556	31.173	31.466	29.890	29.067	33.624	32.609	31.144	31.022	34.717	40.509	36.035	33.266	41.022	29.313
	Lap 269	32.733	28.995	30.510	31.573	29.059	37.373	30.963	30.311	36.798	34.051	33.518	35.899	9:17.575	38.517	31.452
	Lap 270	32.012	29.238	30.711	28.153	29.729	32.438	33.369	32.462	30.162	33.840	36.871	36.732	57.754	38.875	29.567
	Lap 271	31.784	29.626	34.467	30.582	31.035	32.705	33.165	30.942	32.154	33.296	36.526	38.935	44.949	38.611	31.814
	Lap 272	30.591	29.093	30.252	27.706	29.467	31.012	30.839	32.383	29.768	34.656	5:20.788	34.190	46.628	46.315	29.152
	Lap 273	29.771	28.997	30.621	27.649	29.529	31.397	31.675	30.390	1:04.192	34.074	34.614	36.105	44.004	42.510	30.240
	Lap 274	35.468	29.016	30.787	29.269	28.340	33.550	30.481	31.770	32.648	55.564	32.700	34.762	52.643	40.437	31.636
	Lap 275	1:01.194	29.691	36.478	28.798	28.242	30.349	33.755	30.221	38.863	39.973	32.722	44.342	46.341	53.124	30.544
	Lap 276	31.587	30.466	31.255	28.230	29.296	33.180	32.208	32.288	38.666	35.179	34.719	38.493	46.999	39.581	31.456

Time Text

Printed: 19.10.2011 18:35:47

Licensed to: M-Cup

Average race speed: 31,292

Chief of Timing & Scoring

Best Tm: 26.533, Spd: 49,523

by: (14) Team X4

Date

Margin of Victory: -- 82 Laps --

RaceTime: 24:00:19

Signed:

www.amb-it.com

Sparc 2.0

AMB
IDENTIFICATION & TIMING **I-T**

Final
Final A
Final_24 (24:00:00)

BUMOD (0.365 Km)

15.10.2011 15:00

Official Results

Pos	No.	Name	Laps	Total Tm	Diff	Gap	Best Tm	In Lap	Nat/State	Sponsor						
	Car/Bike	13	07	17	11	14	15	09	05	04	03	01	18	10	02	06
	Lap 277	31.090	30.426	29.766	29.972	28.459	31.600	33.538	31.253	44.602	35.528	33.437	38.096	44.110	45.800	1:11.002
	Lap 278	32.200	28.953	29.311	34.181	28.665	30.414	30.998	31.093	31.580	34.124	34.515	36.798	50.812	38.508	33.595
	Lap 279	30.174	29.242	29.287	30.274	28.588	30.724	31.085	31.004	37.663	39.406	33.227	43.095	48.489	41.997	32.031
	Lap 280	29.589	29.816	29.333	29.847	28.618	32.766	30.220	32.272	31.184	34.748	32.185	36.441	41.491	38.075	30.769
	Lap 281	34.502	30.020	29.350	29.298	29.117	32.785	33.810	31.544	31.651	34.956	32.630	33.370	42.697	38.408	34.257
	Lap 282	31.579	30.632	29.023	28.102	29.466	30.692	31.178	33.467	34.581	35.421	32.923	38.191	41.372	37.126	34.166
	Lap 283	30.665	29.485	30.848	28.544	28.919	35.902	31.596	30.933	32.808	33.742	31.794	37.037	47.221	39.163	0:57.055
	Lap 284	30.048	30.952	30.672	31.106	30.467	34.129	29.672	31.600	33.218	45.366	31.003	33.423	48.526	37.435	39.763
	Lap 285	33.918	31.217	29.288	28.417	28.937	33.070	29.630	31.003	32.986	35.764	31.833	36.018	48.130	39.817	36.142
	Lap 286	30.560	28.533	29.938	29.573	28.907	32.152	33.128	1:12.321	30.725	34.929	31.553	34.745	46.052	53.111	36.680
	Lap 287	30.189	30.360	30.108	28.064	28.944	37.666	31.908	32.099	32.168	33.191	36.180	34.634	42.875	36.869	38.378
	Lap 288	30.680	30.522	29.424	28.952	28.840	31.817	30.255	31.429	30.598	34.387	35.157	32.909	56.456	40.940	34.985
	Lap 289	30.500	30.465	29.721	28.283	29.137	31.540	35.559	30.117	31.434	33.318	32.346	37.999	59.524	40.578	8:17.716
	Lap 290	30.891	31.622	29.967	28.016	28.811	33.243	30.185	30.899	31.731	34.159	32.221	0:34.636	51.418	40.721	37.678
	Lap 291	33.576	1:18.829	30.293	27.937	29.257	37.175	30.928	30.954	31.978	36.821	34.160	51.654	3:54.789	39.376	34.599
	Lap 292	31.882	34.872	29.025	28.348	28.996	34.015	33.518	30.638	32.301	34.625	34.096	49.346	44.371	38.163	34.130
	Lap 293	31.241	33.936	29.329	30.491	34.757	33.309	34.192	30.208	47.124	33.168	34.773	42.993	55.574	40.252	34.185
	Lap 294	30.395	32.187	29.480	28.143	29.019	32.496	32.380	30.447	32.602	33.931	32.726	44.184	51.735	38.049	35.833
	Lap 295	29.744	32.861	29.358	29.173	28.645	30.467	29.976	30.189	32.208	34.182	31.544	44.100	43.570	43.726	33.506
	Lap 296	30.152	32.509	29.476	30.888	28.731	31.513	30.396	31.024	30.881	34.200	31.321	44.478	46.723	38.977	35.211
	Lap 297	29.729	32.577	30.765	29.616	30.205	30.798	33.685	30.525	33.215	34.381	34.242	47.340	45.028	43.026	36.096
	Lap 298	31.447	41.708	30.227	1:15.951	28.844	1:49.716	30.931	30.315	30.787	35.707	32.401	42.954	1:01.760	41.884	42.931
	Lap 299	35.645	34.453	32.828	31.739	28.753	34.455	29.806	59.860	32.635	34.839	33.025	42.494	5:29.999	40.959	34.250
	Lap 300	32.817	35.792	31.525	29.107	28.982	32.520	29.341	32.299	31.444	35.677	32.493	41.690	42.015	44.632	38.559
	Lap 301	31.944	32.061	29.873	29.636	29.057	39.630	30.872	31.731	3:32.819	34.366	34.150	49.596	46.282	37.692	33.424

Time Text

Printed: 19.10.2011 18:35:47

Licensed to: M-Cup

Average race speed: 31,292

Chief of Timing & Scoring

Best Tm: 26.533, Spd: 49,523

by: (14) Team X4

Date

Margin of Victory: -- 82 Laps --

RaceTime: 24:00:19

Signed:

www.amb-it.com

Sparc 2.0

AMB
IDENTIFICATION & TIMING **I-T**

Final
 Final A
 Final_24 (24:00:00)

BUMOD (0.365 Km)

15.10.2011 15:00

Official Results

Pos	No.	Name	Laps	Total Tm	Diff	Gap	Best Tm	In Lap	Nat/State	Sponsor						
	Car/Bike	13	07	17	11	14	15	09	05	04	03	01	18	10	02	06
	Lap 302	37.160	31.871	31.727	32.894	29.065	31.910	30.848	5:23.193	34.868	34.195	30.961	41.045	46.335	37.612	34.433
	Lap 303	1:50.949	31.346	31.357	30.558	1:07.491	1:32.523	30.628	9:03.252	32.303	34.041	33.390	46.495	40.297	36.971	32.839
	Lap 304	35.010	31.620	29.588	29.081	30.701	32.058	29.513	53.993	32.225	37.257	31.276	48.122	39.987	1:57.560	33.586
	Lap 305	31.095	30.246	29.410	33.672	32.089	31.803	30.006	35.642	33.124	34.843	36.306	46.507	38.966	40.706	34.170
	Lap 306	36.730	30.810	29.051	29.293	31.934	33.455	30.846	31.849	30.318	35.147	36.710	48.466	38.193	40.818	38.327
	Lap 307	32.009	31.962	30.716	29.684	30.457	31.803	29.050	30.323	30.854	33.607	32.767	40.944	44.421	39.495	37.382
	Lap 308	31.544	32.853	29.319	29.122	30.358	34.972	2:07.478	30.663	33.033	34.378	32.965	43.383	38.504	41.112	37.335
	Lap 309	31.262	30.232	29.997	29.551	29.057	33.082	35.528	31.539	32.515	35.936	30.740	53.695	37.727	39.208	35.560
	Lap 310	31.440	37.799	30.649	29.806	30.553	32.961	37.192	30.821	30.352	33.773	33.556	43.558	38.369	44.395	33.818
	Lap 311	32.691	32.826	29.478	29.617	29.595	32.803	32.999	29.879	33.406	38.273	31.550	39.796	43.781	38.868	33.193
	Lap 312	30.728	32.671	28.931	29.283	29.920	34.191	32.797	29.339	31.208	35.096	35.452	42.228	44.441	41.038	38.163
	Lap 313	31.570	36.456	29.647	29.814	29.195	32.085	41.746	31.296	31.589	37.407	32.300	44.982	39.017	40.175	33.536
	Lap 314	36.824	31.547	30.169	29.619	29.123	35.792	32.654	31.046	48.178	36.653	31.912	45.179	42.114	42.390	32.950
	Lap 315	30.444	31.768	29.723	36.903	28.900	31.015	1:08.416	29.909	3:41.068	34.712	32.332	48.263	38.701	42.392	35.584
	Lap 316	30.369	31.141	30.379	30.190	30.269	33.986	32.876	30.947	37.718	1:40.560	31.624	43.312	8:32.562	44.416	33.678
	Lap 317	32.547	31.457	29.386	29.092	29.522	36.119	37.039	31.721	33.933	36.927	34.794	40.427	39.746	40.556	34.009
	Lap 318	30.990	31.480	31.008	32.612	29.721	35.300	33.765	32.141	30.508	34.038	33.145	41.258	42.231	40.843	35.925
	Lap 319	31.676	34.086	30.211	31.274	28.655	30.775	32.767	33.439	31.562	34.586	38.735	42.416	39.652	41.964	33.502
	Lap 320	30.460	30.580	30.122	30.030	30.903	30.535	35.854	31.184	30.087	32.944	33.372	40.774	39.839	39.075	35.116
	Lap 321	30.227	30.515	29.888	28.842	29.686	32.145	34.664	31.120	33.934	34.709	32.524	37.881	38.179	38.448	34.312
	Lap 322	31.044	29.913	3:04.156	29.452	29.676	34.226	35.731	32.706	32.563	34.642	33.422	42.319	36.755	42.622	33.420
	Lap 323	31.171	30.254	30.053	28.530	28.719	31.954	59.733	30.330	32.063	33.419	35.105	39.887	37.325	37.889	33.275
	Lap 324	30.560	29.922	29.231	28.942	28.942	32.723	33.097	30.762	33.094	36.592	32.872	40.972	40.793	38.671	1:36.311
	Lap 325	31.251	30.884	30.360	30.121	29.055	32.792	36.434	31.650	32.704	34.550	32.565	44.494	37.218	37.502	33.579
	Lap 326	31.384	30.396	29.288	30.174	29.128	32.531	35.231	37.421	41.015	34.105	31.976	46.353	38.716	45.343	34.514

Time Text

Printed: 19.10.2011 18:35:47

Licensed to: M-Cup

Average race speed: 31,292

Chief of Timing & Scoring

Best Tm: 26.533, Spd: 49,523

by: (14) Team X4

Date

Margin of Victory: -- 82 Laps --

RaceTime: 24:00:19

Signed:

www.amb-it.com

Sparc 2.0

AMB
 IDENTIFICATION & TIMING **I-T**

Final
 Final A
 Final_24 (24:00:00)

BUMOD (0.365 Km)

15.10.2011 15:00

Official Results

Pos	No.	Name	Laps	Total Tm	Diff	Gap	Best Tm	In Lap	Nat/State	Sponsor						
	Car/Bike	13	07	17	11	14	15	09	05	04	03	01	18	10	02	06
	Lap 327	30.525	31.204	29.613	29.207	29.875	31.981	32.300	40.624	33.857	35.453	32.162	0:44.705	37.578	41.027	33.674
	Lap 328	31.125	30.889	29.711	30.362	29.520	31.567	36.714	31.510	33.312	36.031	32.569	46.907	37.320	40.846	34.246
	Lap 329	30.839	31.003	29.205	30.311	28.990	32.862	33.352	34.279	33.985	36.757	38.732	41.211	37.464	41.156	34.938
	Lap 330	32.208	31.860	29.791	28.638	28.796	31.148	33.986	31.778	37.941	35.409	33.904	41.374	38.890	40.601	34.386
	Lap 331	32.064	31.079	30.440	30.143	30.378	33.369	32.490	31.055	35.981	37.854	31.960	39.413	37.769	40.984	34.242
	Lap 332	31.424	30.654	28.701	29.864	28.827	32.289	31.092	32.288	34.869	32.953	33.722	42.662	37.337	41.274	35.018
	Lap 333	33.149	30.175	29.316	30.027	29.938	32.127	30.718	30.273	34.204	35.348	31.760	41.272	39.053	41.437	35.913
	Lap 334	30.145	33.294	30.759	29.891	28.604	31.180	50.189	32.484	34.720	35.382	31.830	41.091	38.236	38.711	37.200
	Lap 335	31.994	31.173	28.933	1:08.946	29.341	35.420	32.878	32.601	36.032	34.008	31.313	40.360	37.358	40.120	33.728
	Lap 336	30.212	30.045	29.114	31.187	29.080	34.065	32.075	49.904	36.816	34.132	31.882	43.496	36.944	40.033	32.907
	Lap 337	32.977	30.641	31.233	30.590	29.109	32.951	33.770	38.777	41.031	36.006	31.398	53.840	38.576	38.927	34.521
	Lap 338	31.231	31.659	28.842	30.246	30.105	32.252	36.410	34.239	42.213	34.674	35.018	38.949	40.591	39.644	35.039
	Lap 339	35.101	31.252	28.951	31.486	29.523	31.035	35.573	30.256	37.320	35.104	34.590	46.304	39.187	39.637	34.468
	Lap 340	34.200	30.137	28.946	31.491	29.010	30.314	31.871	30.942	43.166	40.751	41.644	48.951	49.313	43.896	34.696
	Lap 341	43.942	30.411	29.642	31.898	29.468	30.744	34.167	31.011	36.858	34.908	32.853	41.085	36.327	39.275	34.093
	Lap 342	32.189	30.660	29.935	30.615	30.655	35.247	38.424	30.756	40.989	35.217	33.632	39.487	37.005	37.873	33.912
	Lap 343	33.568	1:31.067	29.196	29.708	30.062	30.968	32.872	32.440	35.343	38.429	35.924	45.277	42.109	39.655	33.602
	Lap 344	33.267	33.791	28.805	30.988	29.452	30.920	35.203	32.253	37.747	34.821	33.555	44.029	39.594	40.954	33.821
	Lap 345	33.001	29.773	30.209	31.369	29.771	30.854	37.979	42.469	41.537	1:00.924	32.751	42.925	37.999	40.787	33.610
	Lap 346	31.108	29.411	29.121	30.625	29.395	30.090	34.169	31.395	42.747	35.519	31.410	42.645	41.263	41.126	35.112
	Lap 347	30.893	55.038	29.468	29.963	29.432	32.907	34.044	31.868	39.319	37.596	35.593	41.136	35.971	38.728	33.717
	Lap 348	31.093	29.497	29.184	30.988	29.483	34.192	37.280	30.790	37.329	34.005	34.594	50.477	35.462	39.592	33.750
	Lap 349	32.778	29.962	29.581	32.078	31.064	30.925	32.015	29.811	46.438	35.448	33.716	44.580	38.829	43.163	33.384
	Lap 350	32.756	29.874	33.359	30.655	29.636	1:25.352	33.913	30.368	40.682	38.038	34.636	44.914	46.950	39.849	35.663
	Lap 351	6:02.164	29.389	29.034	33.047	29.047	35.909	32.745	31.714	2:48.045	36.273	33.392	40.641	38.111	44.380	35.236

Time Text

Printed: 19.10.2011 18:35:47

Licensed to: M-Cup

Average race speed: 31,292

Chief of Timing & Scoring

Best Tm: 26.533, Spd: 49,523

by: (14) Team X4

Date

Margin of Victory: -- 82 Laps --

RaceTime: 24:00:19

Signed:

www.amb-it.com

Sparc 2.0

AMB
 IDENTIFICATION & TIMING **I-T**

Final

BUMOD (0.365 Km)

Final A

Final_24 (24:00:00)

15.10.2011 15:00

Official Results

Pos	No.	Name	Laps	Total Tm	Diff	Gap	Best Tm	In Lap	Nat/State	Sponsor						
	Car/Bike	13	07	17	11	14	15	09	05	04	03	01	18	10	02	06
	Lap 352	36.579	28.941	29.058	31.640	29.632	35.726	34.783	30.960	52.164	34.131	32.299	40.100	40.462	41.062	32.682
	Lap 353	32.532	29.427	29.302	30.486	29.382	33.813	33.031	34.199	40.203	37.122	44.483	54.198	38.420	40.224	34.040
	Lap 354	31.337	7:24.352	32.384	30.826	59.740	35.183	1:28.999	32.871	46.439	38.716	34.209	41.200	36.924	40.361	33.721
	Lap 355	39.774	33.426	29.434	29.742	30.166	36.165	35.283	32.331	39.048	37.190	35.997	44.404	1:36.856	40.495	33.903
	Lap 356	32.258	42.167	31.559	30.040	29.744	32.102	33.280	34.300	39.563	39.900	33.048	48.039	50.743	39.211	34.648
	Lap 357	34.069	3:21.919	29.791	30.481	30.011	34.763	34.249	2:27.764	46.919	37.664	34.014	53.091	44.325	38.056	34.416
	Lap 358	41.330	34.735	58.216	30.130	29.635	36.673	36.462	31.387	38.874	38.233	4:07.232	41.388	48.932	36.577	34.407
	Lap 359	33.317	33.505	32.419	30.393	31.276	33.889	44.228	31.443	38.651	42.025	45.657	43.964	40.136	46.683	34.634
	Lap 360	31.731	30.097	29.937	30.114	29.800	33.161	37.208	31.890	41.707	40.245	47.246	42.628	57.570	38.278	35.943
	Lap 361	30.292	29.438	29.962	30.646	29.813	33.053	37.071	29.742	41.108	39.916	41.247	45.627	40.361	38.578	35.372
	Lap 362	31.451	29.707	30.097	30.938	29.341	33.796	43.333	30.235	44.455	37.148	47.121	41.915	48.104	41.903	34.377
	Lap 363	30.435	28.747	29.170	29.895	29.292	31.792	36.035	32.440	37.478	36.994	41.858	37.938	41.811	38.773	33.123
	Lap 364	32.129	28.634	29.966	30.485	29.218	32.777	33.106	29.964	39.814	44.591	44.978	43.043	1:05.256	38.253	1:32.026
	Lap 365	31.858	30.117	29.189	31.471	29.278	36.451	37.747	32.547	41.498	43.291	50.288	41.640	45.500	39.548	37.722
	Lap 366	29.934	29.249	29.460	29.824	30.432	41.171	35.967	30.782	39.929	33.577	47.916	9:03.341	57.517	47.094	36.723
	Lap 367	32.712	29.051	29.117	30.949	30.181	33.995	34.068	31.089	42.913	41.477	46.568	37.049	1:02.471	39.284	36.187
	Lap 368	32.261	27.957	29.428	30.318	36.893	33.189	34.079	31.457	42.472	34.708	40.966	36.509	43.633	41.171	35.596
	Lap 369	30.392	28.186	29.173	30.749	30.255	37.029	38.114	31.162	42.905	34.994	43.063	33.892	37.207	41.234	37.292
	Lap 370	32.812	29.172	33.337	30.718	29.714	34.059	34.152	1:01.780	43.075	39.136	44.111	35.868	37.597	40.819	36.874
	Lap 371	32.395	31.237	29.031	30.460	29.827	32.797	32.993	31.471	44.218	9:12.529	1:00.161	41.016	40.082	38.994	35.699
	Lap 372	31.574	28.352	29.889	30.758	29.002	31.715	35.265	8:44.558	51.858	38.190	37.423	34.158	36.317	42.354	34.842
	Lap 373	30.959	29.787	29.133	1:00.493	29.878	31.505	47.350	37.248	40.024	44.029	36.721	33.581	38.134	39.778	35.547
	Lap 374	31.723	28.805	29.032	33.447	29.706	32.726	34.920	36.538	38.823	35.164	40.399	33.560	43.427	38.719	34.954
	Lap 375	33.277	28.646	30.471	37.927	29.228	32.002	34.625	35.675	41.739	34.939	38.675	34.647	37.728	40.834	42.538
	Lap 376	34.816	28.861	29.344	31.529	29.466	31.830	35.315	1:08.918	40.355	34.676	38.163	38.031	36.662	45.304	34.820

Time Text

Printed: 19.10.2011 18:35:47

Licensed to: M-Cup

Average race speed: 31,292

Chief of Timing & Scoring

Best Tm: 26.533, Spd: 49,523

by: (14) Team X4

Date

Margin of Victory: -- 82 Laps --

RaceTime: 24:00:19

Signed:

www.amb-it.com

Sparc 2.0



Final BUMOD (0.365 Km)

Final A

Final_24 (24:00:00)

15.10.2011 15:00

Official Results

Pos	No.	Name	Laps	Total Tm	Diff	Gap	Best Tm	In Lap	Nat/State	Sponsor						
	Car/Bike	13	07	17	11	14	15	09	05	04	03	01	18	10	02	06
	Lap 377	31.519	28.641	29.195	30.180	29.381	31.416	35.051	33.454	40.398	35.067	39.100	33.494	48.634	40.428	34.990
	Lap 378	31.875	28.257	30.924	30.175	29.282	31.544	43.346	1:06.445	38.134	36.632	40.165	33.454	41.453	41.700	37.015
	Lap 379	31.617	30.078	29.237	29.635	29.102	33.390	33.967	33.013	40.625	36.315	38.799	37.426	37.909	3:32.842	37.862
	Lap 380	30.175	29.299	30.420	54.663	30.393	31.289	36.633	32.638	40.992	40.085	43.105	33.996	37.512	38.322	35.139
	Lap 381	29.552	27.964	30.823	33.399	30.899	31.375	38.227	33.739	41.238	36.000	41.077	32.020	39.759	40.376	34.555
	Lap 382	31.734	27.850	34.124	29.042	29.903	32.323	38.298	33.730	42.476	37.568	39.888	33.171	36.953	37.120	32.813
	Lap 383	30.118	28.081	1:16.953	29.414	29.193	33.731	34.877	35.534	36.608	34.123	40.245	32.872	43.399	2:36.064	34.199
	Lap 384	30.314	28.500	31.248	29.227	29.388	34.380	40.634	32.980	38.583	44.211	40.289	34.146	36.936	43.227	43.271
	Lap 385	31.454	30.462	29.925	28.922	29.607	33.013	34.556	33.511	38.487	39.150	39.101	33.082	42.924	1:40.631	33.008
	Lap 386	30.947	29.305	29.364	28.015	30.259	31.589	41.890	32.845	43.354	34.575	39.614	33.736	38.975	37.281	33.668
	Lap 387	30.416	28.594	28.951	28.856	28.850	34.610	34.897	33.158	41.301	39.456	1:14.638	35.194	38.891	38.827	34.218
	Lap 388	29.280	27.862	29.549	28.687	29.958	33.606	35.957	32.664	38.291	37.726	43.931	38.126	41.125	37.968	34.464
	Lap 389	30.691	28.747	29.560	29.901	29.920	31.229	37.663	43.496	39.443	34.612	42.829	33.935	37.461	36.608	41.867
	Lap 390	30.780	28.427	29.529	28.859	29.793	48.160	3:25.608	33.103	39.446	40.486	44.063	37.069	42.897	37.852	33.692
	Lap 391	31.140	28.431	28.990	28.843	30.088	33.635	38.353	37.637	37.989	33.506	39.771	33.967	43.085	37.363	35.173
	Lap 392	30.901	28.271	6:24.977	33.576	30.221	34.074	39.345	33.146	39.010	35.044	40.462	34.012	39.344	40.177	37.586
	Lap 393	30.882	27.693	34.274	29.231	58.726	32.536	37.863	33.641	36.879	37.682	39.244	37.200	38.335	38.182	36.068
	Lap 394	29.576	28.275	31.784	28.725	30.480	32.736	34.359	37.851	40.998	34.918	42.348	32.909	50.676	38.124	33.071
	Lap 395	28.960	29.506	29.694	28.482	31.248	2:05.361	36.335	32.894	39.397	36.057	40.178	33.100	51.087	39.000	36.196
	Lap 396	31.168	28.455	29.725	30.319	29.967	32.518	36.309	1:06.578	47.970	33.147	39.870	33.202	45.883	38.252	34.883
	Lap 397	30.257	28.776	29.260	28.193	30.239	31.437	35.727	7:05.753	42.855	33.957	41.628	38.877	42.279	37.457	35.819
	Lap 398	1:52.033	28.292	29.441	28.970	30.791	30.961	47.452	41.061	37.037	41.775	43.035	33.285	41.676	37.249	34.287
	Lap 399	37.177	28.258	29.490	28.740	29.779	31.252	43.892	1:07.898	37.812	39.210	40.504	33.938	43.674	37.143	39.254
	Lap 400	33.950	29.152	29.113	28.982	29.708	29.677	34.970	32.808	39.252	38.863	39.685	36.201	42.722	38.315	19:30.452
	Lap 401	35.304	28.737	29.227	28.779	29.584	29.629	33.621	32.296	37.838	38.261	41.000	35.464	53.455	43.466	35.256

Time Text

Printed: 19.10.2011 18:35:47

Licensed to: M-Cup

Average race speed: 31,292

Chief of Timing & Scoring

Best Tm: 26.533, Spd: 49,523

by: (14) Team X4

Date

Margin of Victory: -- 82 Laps --

RaceTime: 24:00:19

Signed:

www.amb-it.com

Sparc 2.0



Final

BUMOD (0.365 Km)

Final A

Final_24 (24:00:00)

15.10.2011 15:00

Official Results

Pos	No.	Name	Laps	Total Tm	Diff	Gap	Best Tm	In Lap	Nat/State	Sponsor						
	Car/Bike	13	07	17	11	14	15	09	05	04	03	01	18	10	02	06
	Lap 402	32.393	29.383	28.211	29.566	29.405	31.110	41.154	34.791	38.722	39.717	40.180	33.224	1:39.496	37.841	34.529
	Lap 403	35.625	28.881	29.031	29.001	29.699	31.522	39.379	33.424	37.260	55.761	40.199	34.569	42.288	40.026	39.088
	Lap 404	32.238	29.945	28.481	30.964	29.628	31.114	32.809	32.432	41.590	39.294	38.800	36.941	43.064	36.431	33.020
	Lap 405	31.969	28.549	28.636	29.245	29.363	31.553	32.984	33.305	38.758	43.361	40.450	33.520	39.734	35.634	32.066
	Lap 406	32.470	28.531	28.552	28.702	30.239	35.395	34.169	37.246	38.675	1:54.335	40.959	33.455	43.315	38.616	33.545
	Lap 407	33.359	28.594	29.213	28.612	59.156	30.780	33.004	34.854	42.112	40.192	39.779	38.456	46.789	38.709	33.997
	Lap 408	32.267	29.984	28.663	28.489	30.112	30.956	34.865	32.581	50.558	47.724	38.794	37.903	40.591	43.106	33.013
	Lap 409	32.126	29.589	29.113	28.547	6:45.027	30.636	32.802	32.930	39.658	45.359	40.162	38.989	41.125	37.568	32.825
	Lap 410	32.016	29.583	28.825	50.379	41.343	33.153	31.677	39.080	38.543	38.711	39.599	34.260	40.647	37.643	35.273
	Lap 411	32.665	28.554	29.466	31.719	7:15.331	30.083	32.397	33.505	37.374	36.571	40.645	33.431	39.525	41.170	45.950
	Lap 412	38.803	28.974	28.848	30.740	45.118	31.059	33.663	8:50.204	38.566	34.358	39.798	33.475	1:11.741	36.907	32.881
	Lap 413	34.961	28.597	29.362	30.141	39.410	29.793	32.508	41.622	37.626	32.751	39.549	34.719	42.780	43.872	33.998
	Lap 414	31.307	29.156	29.007	34.066	32.564	30.443	31.999	34.623	43.278	34.338	40.257	37.463	50.545	37.251	33.616
	Lap 415	31.962	28.986	28.974	30.136	31.959	30.524	36.052	1:45.125	36.470	34.500	43.342	35.926	49.214	36.856	36.591
	Lap 416	32.401	28.644	29.044	29.451	30.867	29.928	32.430	35.728	38.924	39.335	42.038	36.291	54.407	38.170	32.083
	Lap 417	32.352	28.372	29.072	30.196	31.465	31.113	37.023	9:40.790	38.588	33.648	40.126	34.529	44.437	37.065	33.673
	Lap 418	32.125	1:25.231	28.891	29.400	31.585	30.643	32.444	37.981	38.253	32.944	42.054	32.842	42.554	39.617	35.562
	Lap 419	33.515	35.329	29.064	30.279	30.957	35.314	32.110	38.197	41.474	34.366	0:07.300	33.654	47.318	37.450	44.207
	Lap 420	32.775	37.023	29.515	29.986	30.652	29.576	32.793	34.650	38.336	34.850	42.572	35.655	41.315	39.524	34.654
	Lap 421	32.138	32.466	29.788	30.049	30.311	29.446	35.083	35.656	38.369	50.014	50.604	35.342	43.113	36.495	33.631
	Lap 422	32.425	31.554	29.171	29.658	34.954	32.019	37.621	35.924	37.549	37.080	42.856	36.661	41.249	37.403	33.385
	Lap 423	32.829	32.347	29.395	29.348	30.672	32.423	38.996	35.226	40.200	34.201	46.822	40.872	44.234	36.320	34.367
	Lap 424	32.632	32.503	29.417	30.016	31.618	29.603	36.217	35.028	36.989	42.013	40.837	1:21.298	40.923	38.925	39.061
	Lap 425	34.139	32.376	29.320	29.973	30.508	29.744	36.203	34.370	36.772	34.752	38.183	34.981	41.093	38.233	34.128
	Lap 426	31.697	31.375	28.865	30.828	33.247	32.151	36.735	33.926	39.959	38.199	42.827	40.194	37.893	38.134	38.090

Time	Text
------	------

Printed: 19.10.2011 18:35:47

Licensed to: M-Cup

Average race speed: 31,292

Chief of Timing & Scoring

Best Tm: 26.533, Spd: 49,523

by: (14) Team X4

Date

Margin of Victory: -- 82 Laps --

RaceTime: 24:00:19

Signed:

www.amb-it.com

Sparc 2.0



Final
 Final A
 Final_24 (24:00:00)

BUMOD (0.365 Km)

15.10.2011 15:00

Official Results

Pos	No.	Name	Laps	Total Tm	Diff	Gap	Best Tm	In Lap	Nat/State	Sponsor						
	Car/Bike	13	07	17	11	14	15	09	05	04	03	01	18	10	02	06
	Lap 427	32.466	31.482	28.690	30.800	29.388	30.492	36.271	36.070	4:44.121	34.976	37.615	35.621	40.306	37.986	
	Lap 428	33.706	32.505	28.051	29.713	58.890	32.949	37.641	34.176	38.710	35.377	38.448	42.581	44.500	38.922	
	Lap 429	36.620	36.494	34.090	30.558	29.924	30.605	40.534	34.693	37.049	33.675	36.873	33.482	43.541	35.987	
	Lap 430	33.619	31.222	28.851	29.323	29.543	29.836	42.915	39.811	38.257	33.322	37.221	32.994	48.618	42.789	
	Lap 431	33.267	31.094	29.054	29.361	30.589	29.448	46.843	37.409	36.206	32.626	37.523	34.409	2:52.580	36.458	
	Lap 432	31.678	30.618	29.190	29.491	29.975	30.223	50.869	34.785	37.690	34.136	38.534	35.665	49.176	41.537	
	Lap 433	34.869	31.466	28.448	29.406	30.681	33.903	39.911	34.364	35.825	32.983	39.784	33.172	40.415	40.573	
	Lap 434	32.232	30.106	29.519	30.847	29.263	33.224	40.516	35.069	34.500	37.203	40.497	33.607	41.637	37.332	
	Lap 435	32.958	31.130	29.148	30.274	29.078	37.751	38.583	36.722	39.866	34.809	42.396	39.817	38.124	40.368	
	Lap 436	33.002	32.032	28.519	34.264	29.520	31.945	37.794	1:17.503	35.491	33.839	0:57.525	35.744	39.717	38.059	
	Lap 437	33.506	32.572	29.311	30.571	34.216	29.769	2:15.949	4:18.616	41.271	37.589	40.089	33.602	39.914	36.801	
	Lap 438	32.936	32.515	29.116	31.726	29.887	36.732	58.797	36.278	35.943	45.207	37.993	33.277	48.115	38.064	
	Lap 439	32.180	31.485	28.843	30.235	30.075	32.310	53.578	35.093	34.989	33.591	36.793	35.765	38.536	37.133	
	Lap 440	32.666	30.409	29.934	30.040	30.079	30.840	1:15.074	35.234	44.255	2:36.746	38.105	38.916	38.390	39.383	
	Lap 441	33.653	31.283	29.252	30.700	1:00.724	1:39.951	44.671	35.215	34.318	39.123	41.578	34.396	37.733	47.304	
	Lap 442	34.265	32.332	29.461	30.066	34.244	32.752	46.006	34.946	35.891	34.301	38.872	38.626	38.889	37.205	
	Lap 443	32.924	32.067	31.727	30.255	30.593	31.855	59.249	37.795	35.447	38.642	41.608	34.736	44.004	36.366	
	Lap 444	32.528	36.842	29.086	30.875	30.262	30.326	55.353	5:44.170	36.587	37.293	40.105	35.295	39.569	38.477	
	Lap 445	33.267	30.791	29.034	30.511	30.200	30.041	49.157	38.774	36.816	33.541	37.529	32.883	39.287	36.692	
	Lap 446	32.124	31.033	29.272	29.702	31.985	33.196	42.830	1:18.932	34.637	33.963	37.534	33.255	39.690	4:36.434	
	Lap 447	35.170	30.441	29.896	31.333	32.273	29.598	52.126	37.209	35.345	40.714	37.490	35.336	37.719	52.893	
	Lap 448	33.630	29.917	30.951	30.327	32.644	28.987	43.344	38.638	35.117	32.831	39.289	37.786	49.294	51.381	
	Lap 449	34.294	30.933	29.218	30.755	32.746	29.059	49.195	34.069	37.211	39.337	38.667	33.732	58.746	44.257	
	Lap 450	35.491	31.549	29.824	39.981	30.517	29.905	50.915	33.684	5:59.337	38.761	38.868	36.735	41.556	41.003	
	Lap 451	32.721	30.273	29.025	32.002	29.620	30.478	55.384	34.482	40.164	37.573	37.216	35.060	42.439	48.088	

Time Text

Printed: 19.10.2011 18:35:47

Licensed to: M-Cup

Average race speed: 31,292

Chief of Timing & Scoring

Best Tm: 26.533, Spd: 49,523

by: (14) Team X4

Date

Margin of Victory: -- 82 Laps --

RaceTime: 24:00:19

Signed:

www.amb-it.com

Sparc 2.0

AMB
 IDENTIFICATION & TIMING **I-T**

Final
 Final A
 Final_24 (24:00:00)

BUMOD (0.365 Km)

15.10.2011 15:00

Official Results

Pos	No.	Name	Laps	Total Tm	Diff	Gap	Best Tm	In Lap	Nat/State	Sponsor						
	Car/Bike	13	07	17	11	14	15	09	05	04	03	01	18	10	02	06
	Lap 452	32.374	32.520	28.913	2:22.756	33.858	30.055	1:01.560	34.950	36.474	39.944	37.238	36.802	47.204	41.950	
	Lap 453	3:37.341	31.455	1:13.798	31.927	30.287	31.870	43.141	34.840	34.794	42.212	35.881	35.401	39.466	5:21.953	
	Lap 454	30.327	31.832	30.421	30.429	30.332	30.186	50.510	33.784	34.001	5:15.572	42.325	33.397	41.931	46.339	
	Lap 455	30.965	40.825	29.615	30.136	30.188	29.589	43.943	34.299	35.485	42.579	38.151	34.021	47.438	42.522	
	Lap 456	30.920	31.192	29.706	31.235	30.883	33.341	43.913	35.234	33.549	40.768	38.163	34.227	43.982	50.620	
	Lap 457	30.462	32.155	29.017	33.868	30.669	30.303	59.444	36.969	33.457	40.880	36.695	35.644	44.020	45.259	
	Lap 458	30.162	31.718	30.056	30.049	30.161	29.289	41.972	34.398	34.850	42.982	37.661	42.936	42.865	44.422	
	Lap 459	28.596	31.532	30.422	30.178	32.080	30.128	42.378	38.055	35.657	39.116	38.898	33.677	1:25.238	45.403	
	Lap 460	28.983	30.470	28.433	32.407	30.253	33.454	42.903	35.439	38.455	44.086	42.875	1:06.050	44.336	1:06.705	
	Lap 461	27.923	31.431	30.127	31.084	29.984	30.400	5:39.510	37.645	34.423	43.514	1:01.768	36.118	58.668	47.189	
	Lap 462	28.505	31.445	29.862	32.961	30.908	29.851	49.010	34.194	32.866	39.524	37.195	9:31.094	55.927	42.280	
	Lap 463	28.554	30.456	30.587	29.849	30.959	29.355	48.300	34.219	40.216	46.477	39.517	39.224	47.661	40.330	
	Lap 464	29.269	31.434	31.688	31.768	31.651	29.191	38.559	39.950	36.414	43.990	38.547	40.631	46.821	44.387	
	Lap 465	28.791	31.276	30.055	29.278	1:10.025	30.618	42.868	42.514	34.600	40.121	37.238	37.306	47.784	43.608	
	Lap 466	28.168	32.023	31.171	30.702	31.719	29.877	6:57.383	35.130	36.245	39.266	36.327	39.859	45.699	43.516	
	Lap 467	29.050	31.279	29.554	28.713	32.548	30.496	46.594	4:04.263	34.680	41.212	38.141	41.944	47.318	45.939	
	Lap 468	29.958	31.776	30.391	29.105	31.217	30.451	43.102	40.689	43.608	38.269	38.167	36.644	47.851	44.271	
	Lap 469	29.427	30.612	29.334	29.318	35.025	34.757	42.661	36.441	35.162	4:44.191	42.111	38.789	1:07.786	41.551	
	Lap 470	28.288	31.350	59.466	30.210	32.449	29.814	42.101	40.266	34.775	47.464	37.310	35.633	44.364	42.150	
	Lap 471	28.275	32.144	29.478	28.689	31.703	30.967	43.371	45.439	35.371	39.202	38.642	39.249	47.359	48.925	
	Lap 472	28.176	33.315	29.774	29.740	35.075	29.675	41.600	39.051	34.801	38.927	38.890	39.679	45.409	43.327	
	Lap 473	28.375	32.561	29.746	29.699	32.386	30.530	46.141	39.989	32.913	40.022	50.690	38.366	43.987	44.051	
	Lap 474	28.377	30.297	28.328	30.693	32.015	9:21.294	39.640	35.152	33.989	37.603	40.760	34.403	48.061	44.946	
	Lap 475	28.420	30.057	30.008	36.310	31.294	40.465	41.056	36.521	35.529	39.594	40.751	53.877	43.561	41.823	
	Lap 476	28.648	31.607	30.136	35.935	33.092	34.668	40.670	41.546	33.716	39.273	40.405	42.512	45.479	49.965	

Time Text

Printed: 19.10.2011 18:35:47

Licensed to: M-Cup

Average race speed: 31,292

Chief of Timing & Scoring

Best Tm: 26.533, Spd: 49,523

by: (14) Team X4

Date

Margin of Victory: -- 82 Laps --

RaceTime: 24:00:19

Signed:

Final
 Final A
 Final_24 (24:00:00)

BUMOD (0.365 Km)

15.10.2011 15:00

Official Results

Pos	No.	Name	Laps	Total Tm	Diff	Gap	Best Tm	In Lap	Nat/State	Sponsor						
	Car/Bike	13	07	17	11	14	15	09	05	04	03	01	18	10	02	06
	Lap 477	29.176	44.233	29.375	30.388	32.998	36.856	38.666	35.576	37.682	37.834	38.976	38.641	45.881	43.348	
	Lap 478	28.839	31.179	29.957	29.801	33.081	34.134	38.187	34.200	33.685	40.293	45.076	40.546	42.406	5:38.645	
	Lap 479	29.066	32.092	29.715	29.755	32.642	32.200	39.310	34.051	42.749	39.604	40.044	37.408	43.305	50.152	
	Lap 480	28.426	31.646	30.971	29.574	32.916	32.824	42.947	37.056	34.531	38.377	39.657	44.292	45.090	45.636	
	Lap 481	29.147	31.380	30.020	31.063	33.409	32.430	38.715	1:11.191	35.441	39.510	40.550	36.474	43.807	47.731	
	Lap 482	30.580	31.328	29.333	30.963	34.938	33.130	46.906	34.506	6:49.513	38.741	44.328	42.818	42.657	54.445	
	Lap 483	4:56.803	30.725	7:21.860	30.163	36.578	32.456	39.636	36.092	36.756	37.135	40.268	37.295	50.128	43.552	
	Lap 484	30.298	31.362	33.483	1:25.331	33.779	32.439	40.216	34.690	34.106	37.385	45.271	36.072	43.019	44.997	
	Lap 485	30.742	30.871	29.705	32.533	33.061	34.770	39.012	41.740	32.808	37.760	40.582	36.376	53.499	38.505	
	Lap 486	30.176	30.717	30.483	29.071	33.656	35.189	38.267	38.313	33.906	36.723	39.221	37.719	43.512	41.124	
	Lap 487	29.037	1:18.700	31.333	29.350	31.687	34.968	44.492	1:09.648	34.169	41.240	44.571	37.996	47.961	40.106	
	Lap 488	28.551	33.421	29.440	28.679	34.188	33.156	1:11.113	1:26.635	32.793	41.894	38.153	36.219	48.741	41.605	
	Lap 489	29.976	31.575	30.503	28.907	38.280	35.049	2:59.204	36.903	33.092	38.198	1:14.250	37.349	42.653	43.398	
	Lap 490	30.790	32.398	31.893	29.817	34.754	33.128	45.185	39.640	34.928	37.927	40.700	40.704	42.853	40.055	
	Lap 491	29.475	32.241	30.644	30.237	35.317	33.580	38.197	36.930	34.760	36.354	37.639	38.786	43.357	47.878	
	Lap 492	29.885	32.114	31.313	29.231	38.441	32.538	36.335	36.489	33.333	55.808	38.421	35.887	57.032	46.544	
	Lap 493	29.572	31.829	29.224	28.836	37.592	34.729	36.327	38.223	33.492	40.107	38.926	35.987	42.643	40.529	
	Lap 494	28.989	31.552	30.146	28.645	49.007	34.700	34.704	36.152	32.890	39.228	43.019	38.994	43.908	40.393	
	Lap 495	29.993	32.280	30.095	30.896	40.114	34.382	36.649	38.803	40.529	37.378	40.094	40.233	40.180	39.810	
	Lap 496	28.792	32.731	29.710	30.487	40.169	35.394	35.952	36.837	37.422	37.012	38.415	37.629	42.675	39.948	
	Lap 497	30.166	31.534	29.048	29.617	40.847	41.997	43.221	38.150	36.202	40.850	39.248	38.389	46.010	41.696	
	Lap 498	28.975	32.409	30.184	28.676	52.381	1:17.720	35.304	42.145	34.525	38.276	41.749	36.574	47.618	47.864	
	Lap 499	29.123	32.205	29.348	29.245	41.356	36.738	34.283	37.017	34.845	36.075	44.785	36.024	49.166	40.132	
	Lap 500	28.664	32.907	29.168	29.719	40.955	43.065	39.911	38.560	34.599	36.234	40.787	42.454	2:01.263	1:11.039	
	Lap 501	28.597	37.344	29.467	28.563	40.999	1:24.298	34.688	39.302	35.363	36.694	44.794	39.018	59.931	39.461	

Time Text

Printed: 19.10.2011 18:35:47

Licensed to: M-Cup

Average race speed: 31,292

Chief of Timing & Scoring

Best Tm: 26.533, Spd: 49,523

by: (14) Team X4

Date

Margin of Victory: -- 82 Laps --

RaceTime: 24:00:19

Signed:

www.amb-it.com

Sparc 2.0

AMB
 IDENTIFICATION & TIMING **I-T**

Final
 Final A
 Final_24 (24:00:00)

BUMOD (0.365 Km)

15.10.2011 15:00

Official Results

Pos	No.	Name	Laps	Total Tm	Diff	Gap	Best Tm	In Lap	Nat/State	Sponsor
-----	-----	------	------	----------	------	-----	---------	--------	-----------	---------

Car/Bike	13	07	17	11	14	15	09	05	04	03	01	18	10	02	06
Lap 502	28.957	33.707	33.917	29.691	40.886	42.623	39.531	36.464	32.637	1:02.788	42.245	37.850	44.394	42.874	
Lap 503	28.740	32.850	29.824	29.052	38.682	48.392	38.573	40.731	33.926	1:57.495	4:50.171	42.045	42.595	41.559	
Lap 504	31.960	33.946	29.539	28.509	43.554	45.152	35.003	37.696	32.907	38.943	44.304	36.388	42.358	43.764	
Lap 505	36.312	33.130	36.218	29.115	44.520	40.074	38.850	36.773	32.846	36.369	44.969	39.905	46.830	40.112	
Lap 506	30.217	36.897	30.991	28.712	37.964	42.840	40.674	40.045	33.694	36.905	40.385	39.952	40.314	48.318	
Lap 507	28.993	33.784	31.150	29.054	39.204	39.789	34.380	36.463	33.121	36.166	44.227	38.757	42.902	44.073	
Lap 508	29.244	33.213	29.177	29.382	37.256	42.832	33.425	38.078	32.892	36.506	42.747	38.253	41.474	42.109	
Lap 509	29.674	37.108	29.538	29.372	38.982	39.131	44.098	37.470	33.239	35.591	38.945	45.408	40.439	40.946	
Lap 510	29.250	34.009	30.639	28.921	37.967	43.353	35.711	39.497	34.749	36.841	42.983	37.635	40.559	40.943	
Lap 511	29.005	34.762	29.652	29.639	40.353	38.774	34.247	40.850	33.795	35.800	42.820	36.729	39.939	43.908	
Lap 512	29.284	34.696	29.250	29.629	39.530	41.161	32.715	39.835	39.037	36.770	42.116	40.400	51.822	45.963	
Lap 513	30.840	34.898	29.463	30.954	38.669	1:56.428	38.134	40.357	33.824	35.410	40.634	45.171	39.640	42.491	
Lap 514	28.741	40.404	30.059	30.849	41.832	59.087	35.726	1:33.616	35.868	35.411	38.603	48.410	41.687	41.084	
Lap 515	31.529	39.907	30.763	29.105	41.120	42.664	34.636	43.128	35.579	36.816	39.085	40.009	39.890	46.335	
Lap 516	30.824	38.800	30.364	28.355	41.432	39.530	42.777	37.415	33.150	36.507	38.201	36.282	40.378	46.875	
Lap 517	29.910	38.447	29.613	28.577	38.128	39.047	35.042	43.307	32.535	34.838	40.079	40.333	41.344	41.623	
Lap 518	29.579	39.943	30.491	28.821	37.720	38.907	34.575	46.543	33.083	36.019	41.113	43.661	43.846	46.031	
Lap 519	29.506	39.195	29.940	29.068	39.980	51.178	34.045	38.638	36.126	36.529	41.164	40.271	43.834	40.467	
Lap 520	28.935	37.992	32.187	28.862	1:29.338	39.802	40.569	37.221	32.689	35.253	44.903	38.275	41.568	47.484	
Lap 521	28.263	39.333	29.880	28.583	42.390	38.907	36.884	1:17.512	33.567	35.347	44.374	39.930	39.100	52.833	
Lap 522	29.458	39.399	31.187	29.091	40.783	39.475	34.079	39.672	33.210	35.887	40.595	36.960	39.995		
Lap 523	29.032	37.564	33.759	1:07.434	43.036	38.973	38.642	37.594	32.937	36.099	39.036	37.889	40.530		
Lap 524	34.846	40.138	31.123	35.702	39.737	37.256	35.002	40.019	36.378	35.168	38.736	37.877	3:49.446		
Lap 525	32.076	38.153	29.706	31.055	46.248	40.374	35.611	38.269	33.054	34.711	37.320	38.872	42.984		
Lap 526	29.055	37.174	28.818	32.054	42.430	39.372	42.242	1:13.920	33.240	36.094	1:10.009	1:26.264	43.528		

Time	Text
------	------

Printed: 19.10.2011 18:35:47

Licensed to: M-Cup

Average race speed: 31,292

Chief of Timing & Scoring

Best Tm: 26.533, Spd: 49,523

by: (14) Team X4

Date

Margin of Victory: -- 82 Laps --

RaceTime: 24:00:19

Signed:

www.amb-it.com

Sparc 2.0



Final BUMOD (0.365 Km)

Final A

Final_24 (24:00:00)

15.10.2011 15:00

Official Results

Pos	No.	Name	Laps	Total Tm	Diff	Gap	Best Tm	In Lap	Nat/State	Sponsor
-----	-----	------	------	----------	------	-----	---------	--------	-----------	---------

Car/Bike	13	07	17	11	14	15	09	05	04	03	01	18	10	02	06
Lap 527	32.432	37.906	31.123	30.304	51.583	37.664	47.118	37.948	33.707	36.604	39.145	37.513	41.482		
Lap 528	30.781	41.398	29.686	30.957	39.049	43.476	38.147	36.917	33.480	41.965	38.309	36.099	43.848		
Lap 529	31.953	36.791	29.820	30.457	38.631	51.874	1:36.487	37.836	33.903	36.705	45.074	38.195	41.638		
Lap 530	28.904	38.283	29.413	30.503	39.717	38.437	47.003	42.461	35.026	4:32.187	39.460	35.573	38.158		
Lap 531	30.255	36.921	32.432	32.127	39.893	41.277	34.375	37.030	33.611	37.411	38.787	36.202	38.715		
Lap 532	29.539	37.887	29.654	35.336	43.108	38.425	37.976	42.114	34.077	36.648	38.135	38.421	50.021		
Lap 533	29.663	49.646	32.196	32.431	39.844	38.390	40.779	37.238	32.940	36.677	38.745	2:50.984	43.599		
Lap 534	28.891	37.709	59.802	30.032	39.685	39.895	34.531	36.935	32.940	38.337	37.614	0:46.078	49.103		
Lap 535	32.208	36.817	31.269	31.474	40.568	37.788	34.347	37.676	32.715	35.882	46.910	46.867	43.456		
Lap 536	29.420	37.049	28.913	30.485	38.795	39.241	33.923	46.261	34.044	36.042	51.329	44.637	40.620		
Lap 537	30.799	36.900	30.414	30.323	44.312	40.807	33.498	44.768	33.497	35.968	43.413	1:04.155	39.953		
Lap 538	34.294	37.869	29.873	32.076	39.307	42.054	0:30.241	39.030	33.774	37.108	42.928	37.464	39.415		
Lap 539	32.363	38.173	32.348	31.234	45.664	41.513	41.028	40.071	33.118	37.162	41.126	36.400	39.828		
Lap 540	29.856	42.360	36.964	31.144	40.983	40.227	42.357	45.560	33.520	36.971	40.740	40.442	37.385		
Lap 541	1:43.731	38.725	1:02.786	31.075	44.294	41.990	37.537	38.580	35.354	35.207	56.699	38.828	44.309		
Lap 542	30.711	38.581	33.233	31.946	38.707	42.632	36.869	37.665	33.506	36.459	36.833	37.191	45.211		
Lap 543	31.101	37.425	30.457	30.482	42.151	39.471	43.992	37.408	33.603	35.414	36.970	37.812	47.952		
Lap 544	29.998	36.938	31.248	31.982	50.506	38.819	41.725	37.363	33.851	35.640	40.713	40.083	9:19.552		
Lap 545	29.479	36.862	29.453	30.633	39.989	39.161	39.662	39.602	32.707	35.551	53.076	38.268	44.879		
Lap 546	29.663	35.783	32.022	30.987	3:48.938	38.455	44.392	1:23.109	40.156	40.265	38.689	37.953	44.711		
Lap 547	29.588	36.359	31.406	30.985	47.663	39.482	38.468	39.767	34.450	35.635	45.942	39.481	54.743		
Lap 548	29.517	37.768	31.103	30.597	40.003	38.428	40.450	42.461	34.840	36.448	42.680	38.845	44.147		
Lap 549	29.744	37.614	31.993	30.195	39.528	38.416	40.442	36.270	33.754	36.118	49.498	36.581	41.636		
Lap 550	29.951	37.792	29.495	30.424	40.673	39.101	36.841	39.353	33.440	37.530	39.244	36.563	1:34.143		
Lap 551	29.073	38.900	39.011	31.237	38.168	39.554	44.852	35.725	34.681	48.129	38.905	36.902	51.540		

Time Text

Printed: 19.10.2011 18:35:47

Licensed to: M-Cup

Average race speed: 31,292

Chief of Timing & Scoring

Best Tm: 26.533, Spd: 49,523

by: (14) Team X4

Date

Margin of Victory: -- 82 Laps --

RaceTime: 24:00:19

Signed:

www.amb-it.com

Sparc 2.0



Final BUMOD (0.365 Km)

Final A

Final_24 (24:00:00)

15.10.2011 15:00

Official Results

Pos	No.	Name	Laps	Total Tm	Diff	Gap	Best Tm	In Lap	Nat/State	Sponsor
-----	-----	------	------	----------	------	-----	---------	--------	-----------	---------

Car/Bike	13	07	17	11	14	15	09	05	04	03	01	18	10	02	06
Lap 552	29.673	38.770	2:06.472	31.729	41.711	44.733	35.675	35.723	33.440	41.941	44.517	39.770	42.906		
Lap 553	30.422	38.783	31.744	32.409	43.040	38.593	38.499	37.679	33.121	41.055	47.616	38.130	41.505		
Lap 554	29.430	37.455	29.713	35.444	40.242	40.939	40.976	37.428	33.589	38.912	40.928	37.656	45.976		
Lap 555	29.853	38.411	31.682	1:58.583	48.428	38.309	36.239	42.593	36.722	37.931	48.922	35.586	42.681		
Lap 556	30.998	37.823	30.263	1:54.058	2:46.905	42.105	35.517	5:22.341	34.255	39.869	39.946	36.398	43.987		
Lap 557	30.116	38.456	29.222	48.129	7:19.020	39.065	40.454	43.556	33.508	45.370	41.864	35.260	40.920		
Lap 558	29.307	37.908	29.121	39.839	34.699	38.180	40.441	1:23.793	33.116	39.227	42.844	38.379	41.977		
Lap 559	30.101	39.098	28.511	38.744	36.872	4:46.525	35.931	40.855	33.579	39.456	40.263	42.148	41.793		
Lap 560	29.397	36.797	30.675	37.693	36.658	36.709	41.552	40.146	34.047	38.180	38.204	37.181	56.431		
Lap 561	29.862	37.596	29.993	39.173	34.541	5:40.848	45.773	37.437	33.569	1:38.694	40.112	37.102	43.034		
Lap 562	29.639	38.538	29.201	38.736	32.672	36.391	35.397	36.917	33.232	46.687	37.902	38.133	47.687		
Lap 563	30.889	36.775	29.372	39.714	37.865	34.830	48.843	36.161	32.829	43.852	54.206	46.321	59.206		
Lap 564	29.710	36.365	31.146	36.818	32.605	34.115	39.062	1:06.208	33.917	41.539	40.335	36.585	52.902		
Lap 565	29.827	35.195	30.269	35.694	33.294	35.694	43.250	1:16.774	3:36.222	39.364	39.458	44.029	52.817		
Lap 566	29.321	40.011	30.110	36.485	36.509	32.994	43.981	38.390	35.459	43.517	46.716	38.184	53.660		
Lap 567	29.504	37.443	29.406	37.290	33.011	34.467	36.756	37.593	36.000	51.274	42.826	37.201	1:32.902		
Lap 568	30.519	36.654	29.246	37.388	37.526	34.144	40.687	40.738	37.667	49.149	43.451	37.566	49.505		
Lap 569	29.555	37.082	29.278	37.483	1:02.260	36.749	43.638	35.699	8:58.522	40.143	40.286	36.678	1:03.461		
Lap 570	29.459	37.258	30.126	40.740	1:16.238	36.457	37.022	3:14.231	36.511	37.644	39.165	38.622	7:45.527		
Lap 571	29.146	1:48.921	30.026	38.811	1:31.352	33.837	39.888	40.366	42.717	39.246	37.901	1:30.568	6:28.778		
Lap 572	30.617	42.454	29.915	41.188	38.631	34.620	44.302	1:16.136	35.843	39.806	40.518	38.298	8:04.694		
Lap 573	7:15.110	38.713	29.310	38.732	37.796	32.083	41.465	36.223	39.885	38.953	41.847	36.705	2:04.688		
Lap 574	33.964	39.684	29.735	41.911	32.861	33.505	1:28.064	2:17.820	37.628	37.305	40.552	35.206	2:50.278		
Lap 575	32.915	43.207	29.432	3:18.559	33.642	39.244	44.162	37.381	35.689	38.699	42.267	47.397	50.425		
Lap 576	32.169	38.873	30.382	42.002	34.405	32.930	37.159	36.045	34.970	39.556	55.557	41.285	1:21.977		

Time Text

Printed: 19.10.2011 18:35:47

Licensed to: M-Cup

Average race speed: 31,292

Chief of Timing & Scoring

Best Tm: 26.533, Spd: 49,523

by: (14) Team X4

Date

Margin of Victory: -- 82 Laps --

RaceTime: 24:00:19

Signed:

www.amb-it.com

Sparc 2.0



Final
 Final A
 Final_24 (24:00:00)

BUMOD (0.365 Km)

15.10.2011 15:00

Official Results

Pos	No.	Name	Laps	Total Tm	Diff	Gap	Best Tm	In Lap	Nat/State	Sponsor							
		Car/Bike	13	07	17	11	14	15	09	05	04	03	01	18	10	02	06
		Lap 577	32.089	41.373	30.042	40.128	37.670	38.311	42.230	38.784	34.999	37.323	1:37.901	36.581	5:30.615		
		Lap 578	32.514	43.269	30.272	41.023	31.937	37.585	41.230	44.625	45.978	36.744	42.498	36.409	51.604		
		Lap 579	32.910	38.539	30.199	39.119	33.400	38.124	39.660	35.612	36.710	40.330	39.448	37.599	5:44.263		
		Lap 580	32.503	39.291	30.132	40.307	31.887	35.105	40.635	36.720	47.134	37.259	41.923	39.059	50.269		
		Lap 581	32.308	38.447	30.008	39.049	6:45.009	35.342	41.910	35.778	36.085	44.701	44.906	38.972	50.903		
		Lap 582	32.806	37.559	30.233	38.152	33.303	34.666	43.274	38.320	33.624	40.951	40.282	41.296	47.965		
		Lap 583	33.196	43.464	29.839	39.058	32.762	40.737	51.363	56.027	35.144	40.458	41.164	41.779	48.297		
		Lap 584	32.761	41.112	29.750	38.792	31.810	34.517	35.497	37.837	33.780	46.834	40.382	36.826	3:45.244		
		Lap 585	32.637	36.775	31.277	38.251	39.863	34.445	41.187	35.602	36.476	40.024	48.481	35.438			
		Lap 586	32.548	38.642	29.764	38.151	32.451	33.168	45.148	36.944	46.584	42.357	46.037	41.685			
		Lap 587	32.158	42.052	32.627	38.581	35.938	38.237	39.837	0:03.189	32.921	38.276	47.196	36.400			
		Lap 588	33.844	42.056	35.874	37.705	33.449	34.169	37.031	43.946	45.594	37.339	43.681	52.391			
		Lap 589	33.105	38.046	29.961	39.607	33.875	35.457	39.781	36.959	35.567	38.319	42.400	39.680			
		Lap 590	32.762	45.327	31.237	38.008	33.383	35.157	40.966	2:31.499	36.003	37.014	41.758	55.336			
		Lap 591	32.483	37.938	29.708	39.730	32.658	40.474	36.096	45.666	35.392	39.626	47.597	50.433			
		Lap 592	34.144	37.364	30.293	39.541	34.026	1:12.114	37.737	38.403	41.582	40.155	43.430	43.027			
		Lap 593	33.531	37.675	29.817	39.586	32.426	37.741	38.978	1:16.746	34.242	38.321	43.704	47.101			
		Lap 594	34.915	37.142	30.820	38.091	32.319	34.845	41.634	35.794	38.213	42.743	44.792	46.159			
		Lap 595	37.705	37.260	31.165	48.525	8:39.130	35.471	44.713	36.140	38.298	41.532	47.711	39.318			
		Lap 596	37.613	41.133	31.086	56.668	34.864	49.752	37.439	39.797	37.677	42.121	40.706	42.125			
		Lap 597	36.039	37.839	31.281	39.181	33.255	33.834	37.854	36.723	34.879	44.070	56.022	43.609			
		Lap 598	37.152	44.654	1:29.697	40.370	38.038	33.802	40.376	35.760	34.403	49.203	42.555	51.276			
		Lap 599	37.784	38.882	34.893	40.805	40.576	34.171	35.844	37.140	35.563	40.265	42.148	40.506			
		Lap 600	37.581	39.042	32.679	38.895	33.168	34.172	36.378	1:12.659	34.294	4:49.866	41.714	1:38.059			
		Lap 601	38.315	37.684	32.517	37.862	33.742	32.602	48.078	35.029	2:05.728	47.875	41.304	48.670			

Time Text

Printed: 19.10.2011 18:35:47

Licensed to: M-Cup

Average race speed: 31,292

Chief of Timing & Scoring

Best Tm: 26.533, Spd: 49,523

by: (14) Team X4

Date

Margin of Victory: -- 82 Laps --

RaceTime: 24:00:19

Signed:

www.amb-it.com

Sparc 2.0

AMB
 IDENTIFICATION & TIMING **I-T**

Final
 Final A
 Final_24 (24:00:00)

BUMOD (0.365 Km)

15.10.2011 15:00

Official Results

Pos	No.	Name	Laps	Total Tm	Diff	Gap	Best Tm	In Lap	Nat/State	Sponsor
-----	-----	------	------	----------	------	-----	---------	--------	-----------	---------

Car/Bike	13	07	17	11	14	15	09	05	04	03	01	18	10	02	06
Lap 602	37.453	37.761	32.083	38.851	35.494	35.493	41.801	1:12.795	45.591	56.310	41.226	51.195			
Lap 603	36.569	43.010	32.697	40.759	35.201	33.799	42.384	40.155	36.125	36.235	47.648	46.760			
Lap 604	37.237	37.921	31.810	46.431	32.408	35.234	37.581	1:57.897	35.772	40.415	42.551	41.425			
Lap 605	38.780	37.269	34.040	39.631	33.286	33.129	36.976	36.374	38.136	35.144	45.521	45.357			
Lap 606	37.951	41.737	31.520	40.254	33.400	35.183	39.181	36.606	6:30.634	35.610	40.975	39.747			
Lap 607	38.565	41.640	32.596	37.400	39.879	36.228	43.506	1:18.456	50.173	36.823	43.839	38.490			
Lap 608	37.437	37.001	34.301	37.485	32.219	37.690	39.030	1:18.179	43.145	37.455	43.465	1:18.626			
Lap 609	37.527	42.329	35.250	38.671	35.675	34.421	37.784	38.970	41.625	40.300	44.118	1:05.251			
Lap 610	35.882	38.178	32.410	39.863	35.989	1:22.803	34.997	3:50.857	35.742	35.475	52.779	40.054			
Lap 611	37.892	38.748	33.975	37.905	36.246	36.869	36.596	40.977	35.689	35.932	42.690	38.788			
Lap 612	36.839	39.494	33.306	38.563	9:44.314	35.134	40.675	37.509	36.746	37.996	39.992	4:16.171			
Lap 613	37.177	37.562	33.711	37.075	36.325	34.499	39.675	35.975	37.339	36.721	39.516	44.353			
Lap 614	37.436	35.630	34.879	38.447	34.801	52.220	38.564	36.940	36.433	45.621	40.079	38.344			
Lap 615	38.066	36.689	35.378	37.416	38.535	34.363	37.410	36.805	36.658	34.028	39.957	37.944			
Lap 616	36.643	43.507	34.361	39.305	38.153	33.839	1:38.474	37.424	38.531	34.934	41.852	40.457			
Lap 617	36.859	38.746	39.109	37.612	37.975	35.655	47.740	35.574	42.436	38.986	39.711	42.616			
Lap 618	42.540	41.513	38.257	1:35.391	42.121	37.441	40.692	38.190	36.384	36.938	41.785	39.073			
Lap 619	37.165	37.373	38.803	38.430	33.467	38.734	41.937	35.884	38.988	35.512	38.476	39.364			
Lap 620	7:08.943	42.984	38.808	38.448	35.089	33.009	38.719	35.682	36.557	44.142	38.787	37.254			
Lap 621	39.773	37.935	38.020	37.754	34.120	33.865	37.626	58.426	36.509	37.859	39.131	40.691			
Lap 622	39.051	37.748	39.530	37.809	40.899	33.885	47.163	36.218	38.243	45.103	41.436	38.627			
Lap 623	38.221	37.252	40.741	44.120	33.830	33.919	40.806	38.718	37.973	37.084	49.351	38.845			
Lap 624	37.310	37.403	1:03.063	38.320	34.056	33.606	39.078	1:07.620	40.813	38.660	42.183	46.519			
Lap 625	35.654	38.810	39.439	38.680	35.014	33.670	42.202	37.583	39.496	34.372	41.918	38.547			
Lap 626	36.355	38.187	39.964	45.503	34.674	35.155	46.594	36.888	37.555	43.708	43.037	49.285			

Time	Text
------	------

Printed: 19.10.2011 18:35:47

Licensed to: M-Cup

Average race speed: 31,292

Chief of Timing & Scoring

Best Tm: 26.533, Spd: 49,523

by: (14) Team X4

Date

Margin of Victory: -- 82 Laps --

RaceTime: 24:00:19

Signed:

Final BUMOD (0.365 Km)

Final A

Final_24 (24:00:00)

15.10.2011 15:00

Official Results

Pos	No.	Name	Laps	Total Tm	Diff	Gap	Best Tm	In Lap	Nat/State	Sponsor
-----	-----	------	------	----------	------	-----	---------	--------	-----------	---------

Car/Bike	13	07	17	11	14	15	09	05	04	03	01	18	10	02	06
Lap 627	36.279	36.483	39.493	41.683	33.466	35.229	48.696	36.397	38.696	39.719	45.720	50.068			
Lap 628	35.798	39.384	40.372	40.899	34.821	34.463	37.066	36.565	36.587	1:02.766	1:59.755	39.214			
Lap 629	36.533	37.517	8:16.294	40.186	32.355	33.317	39.705	36.171	36.913	42.565	49.344	36.098			
Lap 630	35.982	37.650	42.085	46.047	33.533	34.006	44.971	36.470	35.903	40.383	40.154	38.537			
Lap 631	36.261	37.430	38.533	43.235	38.193	33.552	41.664	35.166	36.071	38.832	46.594	38.907			
Lap 632	37.303	40.839	36.993	44.909	42.513	33.981	45.488	37.959	35.320	38.374	4:31.072	39.873			
Lap 633	36.064	38.262	36.076	39.513	33.769	33.680	41.888	46.571	36.766	39.172	54.538	42.629			
Lap 634	36.259	37.455	37.235	44.142	33.360	33.273	50.589	37.150	42.805	43.045	55.836	42.602			
Lap 635	37.034	39.045	37.558	40.954	33.682	33.129	46.262	35.866	36.829	40.389	52.357	37.422			
Lap 636	35.347	53.742	46.448	44.407	33.846	35.977	47.186	37.597	2:16.121	39.510	45.720	37.993			
Lap 637	35.999	8:23.398	36.155	39.551	33.581	33.744	42.332	35.988	41.329	43.427	46.420	41.307			
Lap 638	35.682	36.397	35.389	43.511	36.649	34.525	40.071	43.390	37.332	39.089	1:41.738	39.501			
Lap 639	37.313	34.287	36.691	39.602	37.977	37.666	51.138	36.735	35.814	39.479	48.180	1:03.343			
Lap 640	35.951	33.660	36.060	39.322	34.284	33.407	51.936	48.630	1:18.389	38.974	49.406	40.195			
Lap 641	35.632	34.080	35.418	49.982	36.540	33.788	45.402	37.690	39.223	38.318	44.848	1:14.055			
Lap 642	36.973	33.452	41.384	2:14.393	33.721	37.514	46.665	37.650	9:09.653	38.027	50.849	41.207			
Lap 643	36.121	37.757	37.720	35.641	37.103	33.720	44.799	38.918	4:50.447	37.273	44.803	40.527			
Lap 644	35.966	33.179	35.261	34.328	32.045	33.997	45.941	36.442	43.555	37.349	45.933	37.453			
Lap 645	35.967	33.961	36.861	37.654	47.033	46.077	45.098	42.328	37.628	37.453	48.118	46.567			
Lap 646	36.215	33.036	3:29.645	36.531	34.811	34.047	48.951	36.860	54.815	37.524	48.626	1:28.686			
Lap 647	35.015	34.300	36.529	33.669	33.574	36.307	38.739	36.004	4:20.300	38.331	43.791	38.942			
Lap 648	37.128	33.347	38.682	33.359	37.541	35.427	5:42.708	36.553	40.285	38.500	51.792	45.641			
Lap 649	35.744	37.358	37.092	33.374	36.733	34.409	51.445	42.264	36.458	37.174	1:02.882	38.738			
Lap 650	36.430	35.542	35.744	38.274	33.773	34.447	38.020	43.946	36.015	39.260	1:37.570	37.284			
Lap 651	36.459	32.755	35.031	33.782	33.356	34.415	46.005	36.857	37.280	39.675	47.565	36.895			

Time Text

Printed: 19.10.2011 18:35:47

Licensed to: M-Cup

Average race speed: 31,292

Chief of Timing & Scoring

Best Tm: 26.533, Spd: 49,523

by: (14) Team X4

Date

Margin of Victory: -- 82 Laps --

RaceTime: 24:00:19

Signed:

www.amb-it.com

Sparc 2.0



Final
 Final A
 Final_24 (24:00:00)

BUMOD (0.365 Km)

15.10.2011 15:00

Official Results

Pos	No.	Name	Laps	Total Tm	Diff	Gap	Best Tm	In Lap	Nat/State	Sponsor
-----	-----	------	------	----------	------	-----	---------	--------	-----------	---------

Car/Bike	13	07	17	11	14	15	09	05	04	03	01	18	10	02	06
Lap 652	36.101	37.175	35.804	1:07.760	35.777	33.472	44.378	37.012	35.519	37.943	52.148	38.336			
Lap 653	35.976	34.643	48.196	36.418	33.341	33.825	49.242	36.621	35.899	37.908	49.102	45.615			
Lap 654	35.890	35.217	43.832	34.046	33.301	33.346	39.314	2:02.247	35.451	40.143	46.734	41.865			
Lap 655	35.686	34.341	36.587	33.649	32.446	37.478	2:15.391	51.407	36.102	38.540	46.108	41.034			
Lap 656	35.848	33.609	36.189	33.753	37.552	36.501	5:38.638	47.103	35.580	41.128	49.161	40.172			
Lap 657	36.381	33.234	36.642	35.050	36.491	33.670	4:20.591	1:45.583	40.146	38.747	50.183	40.416			
Lap 658	36.478	40.297	36.571	35.797	2:08.281	1:34.232	51.964	37.671	35.259	40.156	1:18.623	40.476			
Lap 659	37.622	33.628	35.510	33.106	58.725	42.007	46.264	36.536	35.672	37.328	47.118	44.299			
Lap 660	35.853	33.066	37.075	33.457	37.213	39.279	42.938	36.738	36.046	41.245	57.770	38.136			
Lap 661	37.413	32.894	34.838	33.843	35.044	36.363	44.766	37.098	37.433	38.577	48.746	40.674			
Lap 662	37.190	34.609	34.873	33.241	36.546	36.950	51.568	37.492	42.190	38.331	56.353	1:40.234			
Lap 663	37.349	33.051	35.465	34.246	34.366	35.928	40.214	34.573	35.944	40.830	46.458	40.434			
Lap 664	39.416	33.423	34.609	32.645	36.002	37.101	40.452	35.442	41.505	38.301	44.147	44.739			
Lap 665	37.546	33.278	36.609	34.205	34.812	35.735	40.450	36.647	35.878	44.884	46.838	47.138			
Lap 666	38.223	33.477	36.299	37.456	33.676	42.519	47.164	37.257	36.058	41.884	47.087	40.056			
Lap 667	36.378	35.220	36.298	33.389	35.633	35.210	46.128	35.254	36.413	48.802	50.381	1:34.063			
Lap 668	36.371	37.605	37.230	33.899	36.197	41.202	44.304	35.852	36.080	37.497	56.445	40.076			
Lap 669	35.538	32.905	37.961	33.084	38.519	43.695	54.307	35.793	36.234	42.731	51.285	37.411			
Lap 670	37.057	34.111	35.560	34.225	32.996	36.726	45.715	1:11.795	35.491	38.075	46.957	42.111			
Lap 671	36.511	37.916	37.133	32.882	37.973	36.307	45.141	36.737	36.040	38.512	47.329	38.831			
Lap 672	39.136	38.138	34.579	33.501	34.875	40.117	41.484	41.112	35.168	43.671	54.899	43.792			
Lap 673	39.218	33.413	35.649	33.060	34.405	36.496	44.371	38.191	35.295	37.780	48.349	38.731			
Lap 674	35.885	33.873	36.631	31.900	34.640	37.080	1:03.048	39.358	35.839	37.926	49.353	41.580			
Lap 675	36.609	34.844	36.229	32.956	36.419	48.542	38.113	37.941	36.396	38.526	46.458	42.538			
Lap 676	37.161	33.288	35.642	33.114	33.957	43.007	37.365	39.756	35.781	37.358	48.882	55.145			

Time	Text
------	------

Printed: 19.10.2011 18:35:47

Licensed to: M-Cup

Average race speed: 31,292

Chief of Timing & Scoring

Best Tm: 26.533, Spd: 49,523

by: (14) Team X4

Date

Margin of Victory: -- 82 Laps --

RaceTime: 24:00:19

Signed:

www.amb-it.com

Sparc 2.0

Final BUMOD (0.365 Km)

Final A

Final_24 (24:00:00)

15.10.2011 15:00

Official Results

Pos	No.	Name	Laps	Total Tm	Diff	Gap	Best Tm	In Lap	Nat/State	Sponsor
-----	-----	------	------	----------	------	-----	---------	--------	-----------	---------

Car/Bike	13	07	17	11	14	15	09	05	04	03	01	18	10	02	06
Lap 677	36.688	40.700	35.628	33.450	34.471	38.218	44.699	38.490	36.285	44.419	49.196	39.093			
Lap 678	37.182	32.860	36.760	32.655	34.073	36.366	48.433	37.951	44.945	47.243	46.949	38.638			
Lap 679	37.054	39.073	37.856	33.726	34.762	47.245	44.362	37.211	36.475	42.573	46.861	46.093			
Lap 680	36.168	33.313	38.580	39.496	33.916	41.989	39.077	4:38.798	43.599	2:21.290	47.545	39.428			
Lap 681	40.003	33.731	36.946	32.791	35.967	36.978	43.804	38.242	35.857	43.670	47.012	58.540			
Lap 682	37.786	33.363	35.679	32.870	36.024	35.816	43.972	3:25.338	34.700	42.414	47.901	36.145			
Lap 683	36.967	34.323	35.236	32.624	34.224	37.272	44.021	4:57.137	36.197	39.032	49.639	0:43.886			
Lap 684	37.714	35.957	36.139	33.769	36.937	39.041	39.924	41.068	38.259	41.197	48.924	49.439			
Lap 685	9:31.002	33.931	37.621	32.909	33.705	36.187	44.169	39.631	37.996	41.101	45.724	47.359			
Lap 686	33.623	38.520	35.800	33.007	33.501	39.184	46.165	38.741	35.519	39.182	51.814	45.625			
Lap 687	32.057	33.624	35.676	32.491	33.574	38.873	46.913	3:17.456	35.545	38.032	51.713	39.613			
Lap 688	32.933	54.116	50.174	33.114	34.413	35.255	41.831	2:30.167	37.787	38.561	46.847	48.672			
Lap 689	32.008	34.747	35.489	3:29.161	39.029	36.463	43.434	1:22.397	36.017	39.456	48.678	39.648			
Lap 690	32.460	36.671	36.305	34.765	33.674	35.591	52.014	37.909	4:19.779	37.335	54.479	37.621			
Lap 691	32.605	33.745	41.976	43.639	33.882	38.249	40.157	1:36.511	36.463	37.095	1:09.630	42.624			
Lap 692	32.510	34.683	36.438	35.377	34.507	44.191	44.437	37.529	36.782	41.081	43.848	39.041			
Lap 693	32.763	1:43.725	35.628	33.339	34.579	43.377	2:14.431	36.650	36.415	36.471	52.857	37.137			
Lap 694	35.029	34.135	35.706	32.795	35.545	36.466	43.538	8:04.303	38.853	37.513	44.046	41.585			
Lap 695	32.216	33.998	37.184	34.377	33.227	35.238	41.490	39.087	36.054	37.927	48.733	46.318			
Lap 696	32.382	31.980	36.232	33.321	1:30.680	37.072	44.353	37.324	36.332	37.854	51.143	40.664			
Lap 697	32.244	33.133	35.236	33.778	34.621	37.874	41.733	37.661	35.770	39.579	45.285	45.943			
Lap 698	32.496	32.633	36.449	33.490	33.472	39.260	1:06.613	2:27.708	38.140	48.337	47.064	40.549			
Lap 699	32.225	33.039	36.564	33.499	32.861	40.187	48.055	36.982	35.709	40.562	46.582	39.152			
Lap 700	33.063	31.055	38.129	34.908	33.859	36.529	41.662	1:17.010	35.741	37.891	51.670	44.868			
Lap 701	32.178	31.992	37.026	35.145	33.311	35.874	40.234	40.678	36.316	38.604	45.119	40.346			

Time Text

Printed: 19.10.2011 18:35:47

Licensed to: M-Cup

Average race speed: 31,292

Chief of Timing & Scoring

Best Tm: 26.533, Spd: 49,523

by: (14) Team X4

Date

Margin of Victory: -- 82 Laps --

RaceTime: 24:00:19

Signed:

Final
 Final A
 Final_24 (24:00:00)

BUMOD (0.365 Km)

15.10.2011 15:00

Official Results

Pos	No.	Name	Laps	Total Tm	Diff	Gap	Best Tm	In Lap	Nat/State	Sponsor
-----	-----	------	------	----------	------	-----	---------	--------	-----------	---------

Car/Bike	13	07	17	11	14	15	09	05	04	03	01	18	10	02	06
Lap 702	32.479	32.269	35.892	33.076	37.984	37.036	38.472	1:16.227	35.494	40.449	47.936	50.804			
Lap 703	33.079	31.926	35.346	33.371	32.982	1:52.293	47.337	36.509	35.366	37.456	49.777	45.204			
Lap 704	32.677	31.606	3:46.705	36.227	34.892	51.147	39.026	38.216	35.464	45.642	48.077	46.360			
Lap 705	32.300	31.205	34.211	34.032	38.420	38.224	38.217	36.805	34.159	37.714	45.871	39.394			
Lap 706	33.153	32.131	4:12.976	32.561	33.504	38.657	37.705	39.292	34.744	36.889	49.959	42.406			
Lap 707	32.755	33.436	33.111	33.476	32.960	39.312	40.297	42.980	35.089	40.467	45.010	44.418			
Lap 708	33.143	31.325	33.398	34.123	32.263	43.443	38.389	39.401	36.431	40.694	45.894	45.437			
Lap 709	31.862	31.947	32.046	33.244	35.193	40.978	37.100	36.928	35.482	39.438	1:04.119	38.118			
Lap 710	32.849	32.389	32.021	33.494	33.162	37.872	37.370	37.042	35.477	41.809	53.280	42.305			
Lap 711	32.647	31.325	31.120	33.309	33.060	37.471	38.535	1:50.637	34.875	36.781	2:13.330	3:11.404			
Lap 712	32.317	32.746	32.561	35.122	33.411	41.952	48.528	39.221	36.066	38.173	41.621	57.418			
Lap 713	33.504	31.547	31.678	33.134	33.363	44.011	37.857	41.251	34.657	39.588	39.898	38.652			
Lap 714	34.020	31.384	31.676	34.610	33.058	36.765	37.864	38.145	43.624	40.895	39.075	54.749			
Lap 715	32.111	31.112	32.033	33.236	33.807	40.025	39.028	1:23.130	36.199	41.386	39.243	43.364			
Lap 716	31.884	32.057	31.625	31.917	34.188	37.625	40.473	37.625	37.049	48.514	41.558	41.212			
Lap 717	32.508	31.314	31.879	33.444	33.513	41.931	40.409	36.844	36.681	39.846	39.364	36.814			
Lap 718	31.964	31.635	32.094	34.087	33.519	43.282	39.672	42.703	34.793	42.608	39.168	38.307			
Lap 719	33.091	34.819	31.941	59.539	34.296	39.000	38.427	1:14.364	35.301	1:23.365	39.269	56.302			
Lap 720	32.597	31.967	32.552	34.028	34.296	35.776	39.004	38.002	34.780	42.308	39.531	38.822			
Lap 721	32.145	32.372	31.301	33.426	33.372	38.276	38.003	37.887	37.968	3:27.053	38.822	39.865			
Lap 722	32.497	33.593	32.297	34.355	39.011	36.088	38.202	36.803	36.998	4:15.990	40.258	40.477			
Lap 723	33.163	32.619	2:56.799	34.027	34.088	35.587	37.674	36.330	36.430	41.157	47.944	39.973			
Lap 724	32.582	31.274	33.648	35.274	36.616	1:01.264	38.256	40.416	34.646	39.705	39.805				
Lap 725	31.933	31.378	32.077	33.882	33.204	37.911	37.707	36.718	34.921	38.821	39.317				
Lap 726	32.567	31.993	32.400	33.384	33.512	41.220	40.861	1:12.871	34.955	36.976	39.637				

Time	Text
------	------

Printed: 19.10.2011 18:35:47

Licensed to: M-Cup

Average race speed: 31,292

Chief of Timing & Scoring

Best Tm: 26.533, Spd: 49,523

by: (14) Team X4

Date

Margin of Victory: -- 82 Laps --

RaceTime: 24:00:19

Signed:

www.amb-it.com

Sparc 2.0



Final
 Final A
 Final_24 (24:00:00)

BUMOD (0.365 Km)

15.10.2011 15:00

Official Results

Pos	No.	Name	Laps	Total Tm	Diff	Gap	Best Tm	In Lap	Nat/State	Sponsor
-----	-----	------	------	----------	------	-----	---------	--------	-----------	---------

Car/Bike	13	07	17	11	14	15	09	05	04	03	01	18	10	02	06
Lap 727	32.082	31.392	33.356	34.361	34.112	55.677	41.276	37.354	36.851	40.785	40.410				
Lap 728	32.125	32.741	32.151	34.154	35.478	41.998	40.857	37.330	34.701	38.672	40.926				
Lap 729	31.782	32.367	0:43.392	32.897	33.004	37.410	1:09.974	36.755	35.063	38.094	40.613				
Lap 730	32.586	31.915	33.512	33.896	33.228	48.756	46.261	5:54.458	36.436	37.217	39.162				
Lap 731	32.852	31.876	31.990	33.915	33.107	41.657	51.690	38.795	35.707	39.783	42.485				
Lap 732	31.955	31.648	32.050	32.555	34.660	39.489	43.387	1:13.689	36.978	39.222	41.822				
Lap 733	32.194	32.033	31.930	32.574	1:37.542	38.351	47.659	36.045	35.555	43.431	39.401				
Lap 734	31.796	30.904	31.359	32.774	33.821	43.799	53.320	45.660	36.108	38.079	41.932				
Lap 735	32.693	31.608	32.157	33.232	34.005	40.902	42.975	37.480	39.623	41.402	41.341				
Lap 736	33.451	31.252	31.726	32.966	33.598	38.369	42.461	2:01.062	36.299	37.562	3:36.677				
Lap 737	32.449	32.354	32.883	33.969	33.529	37.075	45.817	1:13.759	35.114	37.788	45.608				
Lap 738	32.366	31.731	32.438	32.718	34.817	42.192	44.620	42.063	35.695	50.437	1:26.477				
Lap 739	32.055	31.166	31.876	33.065	33.127	46.751	48.509	3:16.871	35.361	39.119	2:04.824				
Lap 740	32.145	32.501	32.982	32.516	33.434	38.394	46.305	38.017	37.977	44.644	42.830				
Lap 741	31.805	32.065	31.766	33.258	34.902	39.671	43.772	35.378	35.580	47.556	40.295				
Lap 742	1:20.676	31.375	31.024	33.107	33.440	39.454	46.878	35.970	36.362	7:43.960	40.962				
Lap 743	32.914	31.517	31.847	33.422	33.797	39.993	48.317	4:27.736	35.305	41.174	41.270				
Lap 744	32.059	31.951	41.255	33.088	34.345	40.255	52.828	35.720	35.924	42.907	44.541				
Lap 745	31.735	32.017	31.606	33.037	34.130	38.412	45.096	36.467	36.587	37.085	40.881				
Lap 746	31.930	32.238	32.550	34.252	33.348	37.684	8:52.201	36.312	35.036	38.961	40.021				
Lap 747	31.483	32.276	31.136	35.064	33.887	1:45.372	45.853	34.807	37.866	36.290	43.253				
Lap 748	31.842	32.099	32.460	32.667	33.399	42.011	51.941	37.273	36.528	37.388	44.486				
Lap 749	31.794	32.235	32.060	32.450	33.967	37.449	41.645	36.207	36.036	44.035	42.291				
Lap 750	32.676	32.046	32.764	37.008	33.851	54.456	41.611	35.392	36.998	36.333	43.138				
Lap 751	32.498	32.343	31.813	33.273	34.357	46.076	51.838	1:16.012	36.511	38.005	41.676				

Time	Text
------	------

Printed: 19.10.2011 18:35:47

Licensed to: M-Cup

Average race speed: 31,292

Chief of Timing & Scoring

Best Tm: 26.533, Spd: 49,523

by: (14) Team X4

Date

Margin of Victory: -- 82 Laps --

RaceTime: 24:00:19

Signed:

Final
 Final A
 Final_24 (24:00:00)

BUMOD (0.365 Km)

15.10.2011 15:00

Official Results

Pos	No.	Name	Laps	Total Tm	Diff	Gap	Best Tm	In Lap	Nat/State	Sponsor						
	Car/Bike	13	07	17	11	14	15	09	05	04	03	01	18	10	02	06
	Lap 752	31.283	32.158	31.555	1:30.206	33.893	37.923	42.844	35.777	39.726	36.513	41.509				
	Lap 753	31.732	33.523	31.900	34.318	33.521	33.905	42.624	39.625	34.675	37.660	41.179				
	Lap 754	31.918	31.897	31.495	32.449	33.985	33.818	46.032	36.111	35.944	36.682	46.085				
	Lap 755	32.581	31.447	33.008	38.338	33.839	33.319	44.958	44.698	35.221	37.981	39.216				
	Lap 756	33.061	31.628	31.513	32.476	34.743	34.285	1:06.691	35.557	36.894	37.903	43.615				
	Lap 757	31.524	30.665	32.097	33.144	36.516	33.708	37.534	36.395	2:11.691	39.536	43.121				
	Lap 758	31.415	31.790	31.767	34.502	33.336	33.751	51.372	36.916	37.350	41.158	43.850				
	Lap 759	32.522	33.855	31.607	32.662	34.092	33.817	43.050	1:12.359	38.293	38.926	4:49.469				
	Lap 760	32.227	31.608	55.491	32.384	33.034	33.452	42.862	1:12.566	37.252	42.473	59.710				
	Lap 761	32.777	32.607	33.375	32.419	33.585	33.287	38.788	35.295	35.606	39.220	58.041				
	Lap 762	32.780	31.603	32.945	33.361	33.228	36.137	42.428	35.924	35.233	37.804	53.810				
	Lap 763	31.993	32.656	31.725	32.478	36.870	33.257	40.444	36.235	35.987	43.722	47.787				
	Lap 764	32.109	30.927	32.295	32.146	33.280	34.808	42.466	1:45.324	36.911	37.463	51.218				
	Lap 765	33.146	31.473	32.729	33.163	34.247	41.912	45.669	36.147	38.871	39.344	57.110				
	Lap 766	32.467	33.742	36.369	32.349	33.676	34.677	40.941	7:19.419	38.293	37.816	50.102				
	Lap 767	31.125	32.129	45.025	32.183	33.670	34.735	41.804	36.669	35.010	37.772	53.891				
	Lap 768	35.128	32.781	32.569	33.208	34.043	37.735	39.123	1:11.358	35.834	36.911	47.577				
	Lap 769	31.764	33.806	32.278	31.346	33.301	36.138	38.868	37.970	35.789	42.292	52.918				
	Lap 770	33.454	32.309	32.263	31.894	33.801	34.451	41.012	35.218	36.551	41.963	1:30.220				
	Lap 771	32.242	31.827	32.416	32.042	33.141	35.767	38.154	4:19.483	35.817	37.420	54.062				
	Lap 772	31.413	39.581	31.471	33.583	33.374	33.598	40.562	37.442	34.792	36.945	48.658				
	Lap 773	32.061	32.055	32.082	32.588	33.756	33.619	41.262	35.470	36.464	41.820	52.079				
	Lap 774	32.416	31.470	48.334	32.639	35.044	33.752	42.373	35.198	36.445	37.639	45.580				
	Lap 775	33.145	35.641	31.684	32.979	33.262	38.374	43.828	37.747	34.965	43.553	48.851				
	Lap 776	32.254	31.763	32.641	31.826	33.700	33.824	38.635	42.175	38.670	36.215	53.647				

Time Text

Printed: 19.10.2011 18:35:47

Licensed to: M-Cup

Average race speed: 31,292

Chief of Timing & Scoring

Best Tm: 26.533, Spd: 49,523

by: (14) Team X4

Date

Margin of Victory: -- 82 Laps --

RaceTime: 24:00:19

Signed:

www.amb-it.com

Sparc 2.0

AMB
 IDENTIFICATION & TIMING **I-T**

Final
 Final A
 Final_24 (24:00:00)

BUMOD (0.365 Km)

15.10.2011 15:00

Official Results

Pos	No.	Name	Laps	Total Tm	Diff	Gap	Best Tm	In Lap	Nat/State	Sponsor						
	Car/Bike	13	07	17	11	14	15	09	05	04	03	01	18	10	02	06
	Lap 777	32.506	32.516	31.848	32.816	1:16.295	34.539	43.159	35.327	36.042	42.810	49.227				
	Lap 778	32.399	32.341	31.833	32.314	34.761	33.898	49.807	35.620	36.125	41.513	53.032				
	Lap 779	32.319	31.679	31.776	32.242	34.076	34.214	6:34.723	35.769	36.027	36.911	4:12.204				
	Lap 780	32.684	33.255	32.069	32.740	34.251	35.450	42.045	35.830	3:21.989	38.202	45.481				
	Lap 781	32.187	31.841	32.369	32.550	33.956	34.029	39.814	35.478	36.033	1:21.918	48.193				
	Lap 782	33.035	1:25.222	32.584	31.551	33.461	33.984	39.508	36.262	35.782	38.210	47.101				
	Lap 783	32.720	36.239	40.029	32.766	33.158	33.926	40.918	35.598	34.975	39.606	46.428				
	Lap 784	32.903	34.964	32.840	31.996	34.260	34.014	43.491	4:12.800	34.594	37.922	55.955				
	Lap 785	32.461	36.989	31.815	33.130	33.108	33.405	39.742	41.633	35.130	1:16.591	47.783				
	Lap 786	33.626	34.694	40.822	34.873	34.201	33.917	39.366	35.466	34.385	40.612	44.431				
	Lap 787	32.001	34.621	32.833	32.623	35.813	34.824	40.749	34.702	35.765	38.745	44.638				
	Lap 788	32.070	35.046	33.061	32.485	42.838	35.150	41.455	34.457	34.273	40.266	1:06.090				
	Lap 789	32.242	33.653	32.473	57.106	34.209	33.298	45.291	35.755	35.290	42.741	44.129				
	Lap 790	31.540	33.720	32.349	35.168	33.317	36.232	40.305	35.632	35.519	37.951	42.524				
	Lap 791	32.257	39.369	32.279	35.142	33.910	34.965	39.742	36.496	35.879	41.990	1:08.236				
	Lap 792	31.906	36.707	31.343	33.898	34.957	34.333	46.578	35.455	35.554	37.231	42.061				
	Lap 793	31.963	35.542	31.399	33.037	33.535	39.274	39.191	35.518	34.700	38.982	40.477				
	Lap 794	32.470	33.466	31.661	33.007	33.667	34.520	40.230	36.000	36.606	45.569	39.429				
	Lap 795	32.525	35.883	32.620	33.641	33.527	34.959	40.749	36.991	36.260	1:49.906	40.219				
	Lap 796	1:37.023	33.790	32.119	33.322	33.508	35.110	42.982	1:09.463	35.035	41.453	41.717				
	Lap 797	32.383	33.559	32.191	39.272	33.400	35.549	39.801	4:08.711	35.583	42.800	41.216				
	Lap 798	31.992	33.512	32.269	38.584	37.005	1:26.977	41.358	0:57.785	34.603	38.532	45.799				
	Lap 799	36.366	34.148	31.170	33.100	33.395	37.405	40.326	48.678	35.074	38.294	43.304				
	Lap 800	33.297	35.051	34.514	35.492	34.237	35.265	38.774	36.587	34.272	42.508	44.179				
	Lap 801	32.646	4:11.150	32.191	32.906	34.217	35.175	39.717	38.048	36.325	39.196	2:20.041				

Time Text

Printed: 19.10.2011 18:35:47

Licensed to: M-Cup

Average race speed: 31,292

Chief of Timing & Scoring

Best Tm: 26.533, Spd: 49,523

by: (14) Team X4

Date

Margin of Victory: -- 82 Laps --

RaceTime: 24:00:19

Signed:

Final
Final A
Final_24 (24:00:00)

BUMOD (0.365 Km)

15.10.2011 15:00

Official Results

Pos	No.	Name	Laps	Total Tm	Diff	Gap	Best Tm	In Lap	Nat/State	Sponsor
-----	-----	------	------	----------	------	-----	---------	--------	-----------	---------

Car/Bike	13	07	17	11	14	15	09	05	04	03	01	18	10	02	06
Lap 802	33.635	35.035	31.961	33.032	33.415	35.399	45.344	35.892	35.038	43.222	42.129				
Lap 803	32.336	33.927	32.608	33.716	33.869	44.624	39.664	35.229	37.709	1:16.430	40.156				
Lap 804	32.135	34.651	33.517	33.902	33.906	33.835	39.751	36.510	37.364	38.392	41.156				
Lap 805	31.837	34.931	34.491	33.724	33.214	33.355	41.980	34.557	33.708	43.837	43.575				
Lap 806	32.422	34.220	33.748	33.316	33.193	40.033	42.432	33.744	34.938	39.108	40.668				
Lap 807	31.522	34.819	33.676	33.618	33.418	33.808	40.309	35.155	35.664	41.019	41.610				
Lap 808	31.706	32.954	31.508	35.614	33.643	35.477	43.842	36.100	35.278	39.133	39.472				
Lap 809	32.301	32.498	31.522	32.847	35.290	55.143	43.866	39.727	35.935	39.972	40.970				
Lap 810	35.575	33.979	50.962	33.236	33.634	35.172	41.788	36.001	34.587	40.952	40.936				
Lap 811	32.447	33.731	33.243	34.246	33.865	36.415	41.876	35.260	34.252	44.267	41.845				
Lap 812	32.133	33.028	32.702	34.171	34.039	37.993	43.839	35.126	37.739	38.505	39.742				
Lap 813	32.981	33.160	34.652	46.743	33.275	35.695	47.402	37.586	41.635	39.114	39.880				
Lap 814	34.167	33.505	1:26.039	34.173	33.540	35.592	1:12.304	35.033	35.968	38.393	40.178				
Lap 815	34.036	35.640	32.782	33.794	36.336	34.322	48.993	34.894	35.122	43.821	38.821				
Lap 816	32.179	32.532	50.273	31.768	35.381	40.776	43.526	37.914	35.991	39.900	40.439				
Lap 817	31.261	35.116	32.482	32.942	41.161	0:01.388	49.319	35.910	39.551	41.384	39.926				
Lap 818	32.962	33.781	31.866	34.998	33.923	38.611	1:53.264	36.747	37.543	37.629	39.035				
Lap 819	31.856	34.638	32.339	34.123	33.897	35.617	55.791	35.220	35.978	38.153	40.861				
Lap 820	32.409	6:02.396	31.850	3:06.083	3:20.654	36.675	43.958	35.365	36.450	39.720	39.428				
Lap 821	35.332	36.247	32.975	40.015	34.228	39.034	43.512	39.757	35.938	44.950	39.505				
Lap 822	34.667	34.002	32.196	55.872	35.664	36.110	42.433	36.897	35.328	44.518	39.277				
Lap 823	32.412	33.109	33.451	35.205	33.664	37.288	41.732	36.069	35.105	43.708	39.505				
Lap 824	32.448	33.010	31.570	34.391	32.920	44.519	53.346	35.141	35.958	39.950	40.305				
Lap 825	33.116	33.192	32.629	32.665	34.371	35.522	42.323	35.571	37.213	39.695	42.799				
Lap 826	32.035	32.712	32.347	33.878	33.544	36.743	49.813	39.721	35.990	44.013	39.382				

Time	Text
------	------

Printed: 19.10.2011 18:35:47

Licensed to: M-Cup

Average race speed: 31,292

Chief of Timing & Scoring

Best Tm: 26.533, Spd: 49,523

by: (14) Team X4

Date

Margin of Victory: -- 82 Laps --

RaceTime: 24:00:19

Signed:

Final
 Final A
 Final_24 (24:00:00)

BUMOD (0.365 Km)

15.10.2011 15:00

Official Results

Pos	No.	Name	Laps	Total Tm	Diff	Gap	Best Tm	In Lap	Nat/State	Sponsor						
	Car/Bike	13	07	17	11	14	15	09	05	04	03	01	18	10	02	06
	Lap 827	33.337	6:34.773	36.269	33.102	34.116	36.370	50.783	38.968	35.231	44.954	40.715				
	Lap 828	32.936	33.534	33.254	32.831	33.293	37.735	44.148	2:05.911	35.459	41.724	38.082				
	Lap 829	32.241	35.006	32.022	33.281	33.392	35.725	53.736	40.138	38.335	44.824	38.353				
	Lap 830	33.457	33.609	34.353	35.657	35.548	35.619	44.454	35.174	35.621	1:25.039	41.418				
	Lap 831	31.849	33.181	32.309	33.287	34.072	36.447	44.241	46.456	34.871	40.853	40.299				
	Lap 832	34.298	32.923	32.310	33.168	36.894	40.143	43.754	2:37.368	37.660	39.396	39.639				
	Lap 833	32.420	32.624	31.856	33.244	33.655	36.978	1:03.082	37.951	36.498	39.151	39.499				
	Lap 834	32.356	32.328	32.176	33.266	48.854	34.746	45.998	37.896	7:54.324	44.261	40.424				
	Lap 835	33.190	33.570	33.837	34.016	36.407	36.250	43.448	35.582	38.267	38.454	40.186				
	Lap 836	33.304	32.170	32.469	34.345	33.610	36.178	48.227	40.910	36.212	58.216	39.701				
	Lap 837	33.397	32.656	33.489	40.299	32.966	35.780	44.058	34.155	35.756	40.324	40.032				
	Lap 838	31.499	32.775	32.820	34.080	33.743	45.086	49.289	34.455	36.382	43.267	40.210				
	Lap 839	31.937	32.224	32.323	33.624	33.384	43.555	45.721	33.971	37.543	1:27.833	41.412				
	Lap 840	33.220	32.459	32.505	33.136	33.645	36.551	48.969	34.446	36.960	2:57.854	38.773				
	Lap 841	32.724	32.396	33.479	35.583	34.082	4:29.303	51.549	39.178	35.558	2:02.594	39.305				
	Lap 842	32.254	32.733	32.169	33.991	33.489	7:49.508	49.012	34.282	37.252	41.853	40.693				
	Lap 843	32.701	32.300	32.646	34.129	34.628	42.613	50.922	34.713	36.164	38.839	39.343				
	Lap 844	32.424	32.176	38.228	32.985	33.757	40.018	0:53.809	34.342	35.426	37.510	40.946				
	Lap 845	32.954	32.336	32.075	33.975	32.395	49.587	1:03.185	41.427	38.540	40.004	39.823				
	Lap 846	31.774	32.928	43.702	33.142	35.139	39.858	40.623	38.901	35.753	38.869	40.992				
	Lap 847	33.382	35.095	42.392	39.070	34.193	40.175	41.587	41.198	36.108	38.188	39.710				
	Lap 848	32.887	31.942	34.443	34.888	32.904	44.326	42.875	41.640	42.429	38.483	40.353				
	Lap 849	32.905	33.793	39.484	33.268	34.101	39.982	59.679	35.152	35.868	39.350	41.203				
	Lap 850	33.732	33.323	34.740	36.768	33.318	39.963	6:45.589	34.453	34.670	39.263	40.774				
	Lap 851	31.995	33.278	45.144	36.143	35.532	45.852	51.674	35.203	35.001	42.300	38.819				

Time Text

Printed: 19.10.2011 18:35:47

Licensed to: M-Cup

Average race speed: 31,292

Chief of Timing & Scoring

Best Tm: 26.533, Spd: 49,523

by: (14) Team X4

Date

Margin of Victory: -- 82 Laps --

RaceTime: 24:00:19

Signed:

Final
 Final A
 Final_24 (24:00:00)

BUMOD (0.365 Km)

15.10.2011 15:00

Official Results

Pos	No.	Name	Laps	Total Tm	Diff	Gap	Best Tm	In Lap	Nat/State	Sponsor
-----	-----	------	------	----------	------	-----	---------	--------	-----------	---------

Car/Bike	13	07	17	11	14	15	09	05	04	03	01	18	10	02	06
Lap 852	5:30.604	33.026	32.813	2:39.853	35.123	44.215	41.977	36.104	34.802	42.936	42.566				
Lap 853	34.273	33.222	37.272	35.634	35.206	39.824	2:53.207	35.825	36.044	38.726	38.767				
Lap 854	32.003	33.453	34.283	1:30.462	33.602	40.450	56.967	47.896	36.613	39.643	39.354				
Lap 855	34.961	32.910	32.419	35.713	33.054	44.493	39.340	3:05.139	1:11.437	39.564	40.204				
Lap 856	33.179	33.519	32.244	33.525	34.807	39.743	43.104	4:28.224	35.857	42.811	40.035				
Lap 857	33.588	32.939	36.558	35.397	33.256	39.519	3:02.688	38.140	38.099	39.070	40.242				
Lap 858	33.060	33.700	35.689	33.014	34.297	40.344	42.347	35.395	45.161	42.037	40.234				
Lap 859	32.995	39.858	33.649	34.592	34.490	48.466	37.831	35.674	35.521	39.011	39.145				
Lap 860	32.640	32.562	33.387	34.693	34.151	42.476	38.044	44.636	41.325	42.748	40.431				
Lap 861	32.245	36.992	43.633	32.808	34.508	40.923	47.932	3:36.850	35.711	57.786	39.909				
Lap 862	31.949	32.129	31.871	36.205	1:20.735	44.462	40.917	37.964	35.475	40.436	39.092				
Lap 863	31.967	32.925	33.384	35.417	33.714	47.752	39.224	36.322	36.430	3:00.780	43.338				
Lap 864	33.035	33.489	34.015	34.018	33.986	39.085	44.016	42.517	37.737	43.686	41.945				
Lap 865	32.906	41.416	32.905	33.326	34.394	41.141	41.216	35.255	36.889	37.841	43.371				
Lap 866	31.912	32.694	32.464	35.384	33.577	1:13.777	47.976	34.188	35.060	38.400	39.500				
Lap 867	31.957	33.913	33.490	35.601	33.679	42.941	38.044	36.158	34.989	37.241	39.995				
Lap 868	33.232	33.241	34.347	35.717	34.964	39.453	50.977	41.789	34.737	42.569	40.072				
Lap 869	32.191	32.994	34.288	34.323	40.521	42.156	38.510	36.674	35.740	42.979	39.851				
Lap 870	31.989	32.697	33.040	33.504	36.696	43.563	41.500	35.814	35.908	42.998	40.817				
Lap 871	32.349	32.396	34.565	38.740	34.152	38.907	38.095	37.891	35.589	41.181	39.295				
Lap 872	32.175	32.246	35.110	40.709	34.282	39.119	39.997	38.819	42.676	39.846	6:34.502				
Lap 873	31.756	32.731	31.347	34.285	38.752	39.388	38.399	1:39.688	35.564	38.045	45.639				
Lap 874	32.640	32.091	1:24.913	34.577	33.647	43.489	44.413	39.247	35.315	38.775	41.406				
Lap 875	32.198	32.416	35.446	38.438	34.544	42.417	42.931	37.515	35.437	55.725	43.096				
Lap 876	32.141	32.399	36.501	33.328	34.458	42.548	39.313	39.258	35.727	45.407	38.657				

Time	Text
------	------

Printed: 19.10.2011 18:35:47

Licensed to: M-Cup

Average race speed: 31,292

Chief of Timing & Scoring

Best Tm: 26.533, Spd: 49,523

by: (14) Team X4

Date

Margin of Victory: -- 82 Laps --

RaceTime: 24:00:19

Signed:

Final

BUMOD (0.365 Km)

Final A

Final_24 (24:00:00)

15.10.2011 15:00

Official Results

Pos	No.	Name	Laps	Total Tm	Diff	Gap	Best Tm	In Lap	Nat/State	Sponsor
-----	-----	------	------	----------	------	-----	---------	--------	-----------	---------

Car/Bike	13	07	17	11	14	15	09	05	04	03	01	18	10	02	06
Lap 877	48.569	33.046	34.290	35.912	33.827	45.741	38.192	2:42.872	36.051	49.624	41.333				
Lap 878	32.924	33.310	34.322	38.548	33.157	1:01.641	38.030	37.856	35.833	2:29.124	40.296				
Lap 879	32.105	32.005	36.926	34.800	34.881	47.711	38.385	37.205	36.020	42.096	42.312				
Lap 880	34.641	33.621	36.644	54.833	35.602	39.456	38.234	36.919	35.552	50.703	40.398				
Lap 881	32.789	33.317	34.624	36.070	34.874	39.073	39.028	37.126	1:11.789	44.860	39.610				
Lap 882	33.550	32.545	35.640	33.154	35.679	1:35.147	2:10.260	38.479	1:49.308	36.157	44.156				
Lap 883	32.622	33.053	4:10.174	34.583	34.696	42.578	41.000	1:29.672	36.410	37.554	39.950				
Lap 884	32.390	32.923	38.661	45.341	39.257	45.637	39.058	5:13.111	35.249	37.477	40.537				
Lap 885	33.481	32.489	33.148	34.036	36.182	40.731	47.503	38.583	35.853	36.022	40.428				
Lap 886	32.388	32.747	32.617	33.236	33.766	41.713	40.109	35.417	37.361	38.255	40.151				
Lap 887	32.824	32.954	33.018	33.019	35.996	43.177	44.384	1:40.133	5:03.836	39.220	40.483				
Lap 888	34.188	33.563	34.783	32.848	38.932	39.923	40.337	38.608	42.977	37.037	39.326				
Lap 889	32.484	32.875	33.575	35.020	35.794	41.466	39.771	35.539	38.172	34.579	39.457				
Lap 890	33.292	32.523	33.515	32.691	3:59.124	38.390	39.123	39.883	37.002	36.810	41.647				
Lap 891	32.622	32.724	33.086	33.573	38.856	40.750	50.818	35.633	37.398	38.048	40.087				
Lap 892	32.987	32.479	34.211	34.206	7:59.233	48.393	48.634	34.674	36.704	1:23.035	38.684				
Lap 893	33.595	34.694	35.829	33.521	41.459	38.349	38.688	34.852	37.084	1:07.348	39.429				
Lap 894	33.842	33.253	33.627	32.914	37.410	44.301	39.915	37.378	36.488	51.050	41.865				
Lap 895	32.877	33.090	32.935	32.943	41.402	44.166	38.823	36.117	36.469	8:13.707	39.332				
Lap 896	31.917	33.943	32.788	32.382	37.854	40.880	41.376	43.022	40.882	42.578	40.274				
Lap 897	33.031	37.102	33.145	32.977	36.762	43.946	39.239	41.125	37.341	37.891	40.123				
Lap 898	32.644	1:38.309	32.430	32.500	36.050	41.300	40.762	35.746	38.830	43.468	39.829				
Lap 899	32.822	36.788	32.292	35.527	37.707	42.839	38.306	35.849	37.559	37.693	41.174				
Lap 900	32.385	33.989	32.546	33.931	36.370	41.884	47.060	9:46.892	1:15.498	38.174	41.564				
Lap 901	31.875	34.253	34.538	35.972	35.935	48.069	39.236	39.280	39.266	37.549	40.375				

Time	Text
------	------

Printed: 19.10.2011 18:35:47

Licensed to: M-Cup

Average race speed: 31,292

Chief of Timing & Scoring

Best Tm: 26.533, Spd: 49,523

by: (14) Team X4

Date

Margin of Victory: -- 82 Laps --

RaceTime: 24:00:19

Signed:

Final
 Final A
 Final_24 (24:00:00)

BUMOD (0.365 Km)

15.10.2011 15:00

Official Results

Pos	No.	Name	Laps	Total Tm	Diff	Gap	Best Tm	In Lap	Nat/State	Sponsor
-----	-----	------	------	----------	------	-----	---------	--------	-----------	---------

Car/Bike	13	07	17	11	14	15	09	05	04	03	01	18	10	02	06
Lap 902	32.260	38.879	35.227	33.275	35.756	39.272	38.916	36.324	38.812	37.299	40.082				
Lap 903	32.259	34.590	34.158	33.277	35.108	43.624	46.661	36.692	36.969	38.670	39.637				
Lap 904	33.100	34.576	36.964	33.497	37.447	44.839	43.499	51.977	38.190	36.427	39.318				
Lap 905	35.190	34.903	33.789	32.610	35.984	37.978	49.556	36.290	38.333	37.055	39.261				
Lap 906	32.956	34.682	33.121	37.721	36.400	45.583	1:42.414	35.910	37.577	36.435	39.111				
Lap 907	32.712	41.208	35.424	33.374	35.909	42.503	47.930	36.781	38.997	39.457	40.360				
Lap 908	1:41.786	42.030	33.045	32.971	35.247	42.145	51.117	40.202	37.369	36.516	39.111				
Lap 909	34.220	0:25.531	33.889	33.766	34.695	40.541	44.943	35.769	37.471	37.672	46.411				
Lap 910	33.439	36.394	36.848	1:49.325	35.873	39.137	43.400	52.336	37.501	38.251	50.584				
Lap 911	34.515	35.474	33.200	36.111	35.967	44.042	42.301	36.651	37.118	36.607	38.947				
Lap 912	34.052	34.384	32.677	38.831	38.250	38.513	40.108	35.303	38.700	38.077	40.397				
Lap 913	32.860	34.318	32.967	7:42.771	36.343	38.914	41.711	37.337	39.017	37.842	40.730				
Lap 914	32.159	34.813	33.486	34.371	35.949	39.951	42.465	36.849	37.709	39.927	41.054				
Lap 915	33.182	34.593	33.229	33.605	39.343	40.573	42.204	36.514	37.593	38.626	42.818				
Lap 916	33.024	38.692	32.615	32.888	35.593	39.415	42.842	36.817	39.342	36.119	40.836				
Lap 917	33.639	35.898	34.305	38.304	35.409	50.881	41.222	35.877	38.337	36.499	40.759				
Lap 918	33.198	34.199	33.614	33.743	36.315	41.186	39.965	38.098	36.810	36.929	40.103				
Lap 919	33.100	35.216	33.368	33.448	39.056	46.253	6:56.388	7:52.125	37.561	38.398	39.635				
Lap 920	33.323	37.122	34.614	34.191	35.459	49.713	42.377	37.297	37.622	37.836	39.488				
Lap 921	33.032	34.504	32.582	33.345	35.528	42.014	39.502	36.773	38.669	53.441	40.242				
Lap 922	33.848	36.050	33.652	34.096	35.265	39.217	50.536	35.314	38.137	39.714	42.296				
Lap 923	32.186	37.685	33.589	33.238	38.142	40.893	39.891	34.985	37.502	36.290	40.069				
Lap 924	32.862	35.031	42.428	33.408	35.766	43.415	45.368	34.137	37.340	37.598	39.664				
Lap 925	34.162	36.583	34.432	33.009	35.623	2:05.578	40.587	35.266	38.276	38.125	39.825				
Lap 926	37.462	34.227	34.122	38.928	40.851	47.831	57.532	34.869	38.500	38.504	41.794				

Time	Text
------	------

Printed: 19.10.2011 18:35:47

Licensed to: M-Cup

Average race speed: 31,292

Chief of Timing & Scoring

Best Tm: 26.533, Spd: 49,523

by: (14) Team X4

Date

Margin of Victory: -- 82 Laps --

RaceTime: 24:00:19

Signed:

Final
 Final A
 Final_24 (24:00:00)

BUMOD (0.365 Km)

15.10.2011 15:00

Official Results

Pos	No.	Name	Laps	Total Tm	Diff	Gap	Best Tm	In Lap	Nat/State	Sponsor							
		Car/Bike	13	07	17	11	14	15	09	05	04	03	01	18	10	02	06
		Lap 927	32.729	38.129	38.894	32.524	35.689	7:03.941	2:05.714	34.983	40.874	4:32.951	40.769				
		Lap 928	33.364	34.819	33.590	32.908	40.350	43.802	42.426	35.451	39.161	45.494	39.641				
		Lap 929	32.460	33.646	33.115	36.499	35.652	39.477	39.292	35.932	37.894	40.072	39.764				
		Lap 930	32.709	34.343	33.098	35.483	1:38.255	40.284	45.683	36.604	38.552	37.191	44.515				
		Lap 931	32.313	41.336	32.783	33.559	41.764	39.062	40.325	1:14.957	40.226	38.181	40.239				
		Lap 932	34.455	34.863	32.801	33.548	36.299	39.213	40.089	35.583	38.774	37.715	40.012				
		Lap 933	32.217	33.946	32.667	33.308	35.574	39.133	37.971	35.443	38.602	37.152	38.833				
		Lap 934	32.391	34.356	32.555	33.115	35.511	40.216	39.477	37.820	39.024	36.500	42.069				
		Lap 935	33.167	33.708	33.747	32.655	34.486	41.281	41.770	36.594	38.986	36.027	41.180				
		Lap 936	32.360	33.346	33.123	1:12.712	35.528	39.322	40.605	36.143	39.179	38.288	46.844				
		Lap 937	31.853	34.935	33.473	35.586	35.644	38.894	46.829	38.157	40.472	36.336	3:14.356				
		Lap 938	32.425	36.002	34.947	33.507	35.094	40.300	40.092	35.699	38.334	37.068	45.913				
		Lap 939	32.198	36.763	33.164	33.269	36.109	38.470	42.811	1:09.665	39.173	39.487	40.752				
		Lap 940	34.177	33.603	1:40.867	33.792	36.914	37.336	42.460	38.942	38.498	36.845	40.707				
		Lap 941	32.441	39.600	38.361	33.355	36.069	43.394	6:57.343	36.177	2:46.409	37.933	40.072				
		Lap 942	33.943	49.616	34.133	34.546	36.232	38.992	40.333	40.050	39.633	35.723	42.064				
		Lap 943	34.177	0:51.348	34.104	34.755	41.270	1:31.539	37.265	36.271	1:22.052	36.193	43.631				
		Lap 944	32.131	35.903	34.855	35.545	38.059	39.883	36.990	35.613	38.646	35.929	39.585				
		Lap 945	32.713	48.520	33.564	33.661	35.500	40.659	40.893	34.536	38.746	42.423	39.876				
		Lap 946	35.093	39.957	32.918	34.025	35.858	43.925	38.372	35.157	38.576	39.400	38.229				
		Lap 947	32.079	40.709	32.521	33.655	38.264	39.498	39.735	36.794	38.820	37.034	40.907				
		Lap 948	32.372	39.249	34.148	32.666	36.500	41.837	38.238	35.990	5:13.746	39.271	40.177				
		Lap 949	35.816	37.714	32.740	35.783	37.173	48.002	40.147	40.661	59.766	37.906	38.410				
		Lap 950	32.685	37.734	33.595	33.528	36.281	38.902	42.778	38.073	45.350	40.587	38.880				
		Lap 951	32.479	37.140	31.933	38.463	35.439	38.847	43.548	39.420	44.922	37.565	39.394				

Time Text

Printed: 19.10.2011 18:35:47

Licensed to: M-Cup

Average race speed: 31,292

Chief of Timing & Scoring

Best Tm: 26.533, Spd: 49,523

by: (14) Team X4

Date

Margin of Victory: -- 82 Laps --

RaceTime: 24:00:19

Signed:

www.amb-it.com

Sparc 2.0

AMB
 IDENTIFICATION & TIMING **I-T**

Final
Final A
Final_24 (24:00:00)

BUMOD (0.365 Km)

15.10.2011 15:00

Official Results

Pos	No.	Name	Laps	Total Tm	Diff	Gap	Best Tm	In Lap	Nat/State	Sponsor						
	Car/Bike	13	07	17	11	14	15	09	05	04	03	01	18	10	02	06
	Lap 952	33.534	37.644	33.739	34.613	35.460	39.515	39.185	38.307	44.143	8:47.714	39.969				
	Lap 953	33.613	40.000	31.759	35.355	34.870	39.694	37.958	36.851	49.255	1:12.610	39.628				
	Lap 954	33.064	36.845	32.785	33.296	35.367	45.732	50.200	40.464	45.412	40.862	40.697				
	Lap 955	32.672	37.384	32.426	33.905	36.240	1:45.968	38.784	36.326	44.115	43.593	39.692				
	Lap 956	32.799	36.969	33.697	33.088	35.776	40.612	49.709	36.470	46.646	39.739	40.742				
	Lap 957	33.070	36.897	33.597	33.222	36.191	37.238	54.974	8:02.019	41.920	43.340	41.476				
	Lap 958	32.785	37.303	32.029	35.059	35.621	42.828	38.919	38.215	50.064	38.434	40.803				
	Lap 959	32.601	36.717	32.860	32.811	37.434	38.000	40.629	35.891	53.754	38.609	40.531				
	Lap 960	35.337	35.997	35.676	33.504	38.801	36.657	48.987	36.373	50.898	42.086	40.691				
	Lap 961	1:50.187	38.045	33.256	34.739	38.469	41.231	38.303	39.241	52.469	40.749	42.972				
	Lap 962	33.759	37.464	41.481	34.412	39.111	36.481	38.831	36.747	50.285	35.596	40.205				
	Lap 963	33.335	36.013	32.855	34.924	36.507	36.436	39.818	36.542	49.065	38.815	40.773				
	Lap 964	32.476	37.283	35.255	35.057	52.815	43.132	42.946	46.368	53.468	39.351	41.137				
	Lap 965	33.315	36.524	37.555	34.241	35.932	36.330	42.669	35.918	47.174	39.281	40.225				
	Lap 966	34.571	37.112	33.449	33.514	37.843	36.676	42.813	36.495	45.693	37.947	40.632				
	Lap 967	33.018	35.997	50.027	32.546	36.960	37.355	44.524	37.520	46.197	36.582	40.816				
	Lap 968	33.371	35.997	34.155	33.350	36.052	36.922	40.658	35.832	44.421	37.187	43.126				
	Lap 969	33.115	36.413	38.123	33.099	1:29.153	40.723	41.640	36.236	44.840	36.662	40.063				
	Lap 970	33.037	36.624	33.220	8:17.690	37.233	43.470	38.419	35.245	43.038	37.442	40.394				
	Lap 971	33.565	36.233	32.797	42.688	35.048	37.327	38.658	36.018	44.478	38.532	41.156				
	Lap 972	32.462	36.139	32.997	36.885	35.210	36.736	38.455	35.369	43.630	36.561	41.784				
	Lap 973	32.469	37.047	33.687	37.477	36.691	38.993	38.438	35.554	49.816	36.228	43.656				
	Lap 974	33.075	37.254	32.464	34.230	41.363	36.872	36.961	35.705	48.586	36.965	42.403				
	Lap 975	32.871	37.471	32.817	34.195	35.392	36.993	41.476	37.676	52.159	36.210	42.681				
	Lap 976	31.974	36.716	32.575	35.303	36.123	36.339	37.087	37.654	52.401	37.646	40.404				

Time Text

Printed: 19.10.2011 18:35:47

Licensed to: M-Cup

Average race speed: 31,292

Chief of Timing & Scoring

Best Tm: 26.533, Spd: 49,523

by: (14) Team X4

Date

Margin of Victory: -- 82 Laps --

RaceTime: 24:00:19

Signed:

www.amb-it.com

Sparc 2.0

AMB
IDENTIFICATION & TIMING **I-T**

Final
 Final A
 Final_24 (24:00:00)

BUMOD (0.365 Km)

15.10.2011 15:00

Official Results

Pos	No.	Name	Laps	Total Tm	Diff	Gap	Best Tm	In Lap	Nat/State	Sponsor
-----	-----	------	------	----------	------	-----	---------	--------	-----------	---------

Car/Bike	13	07	17	11	14	15	09	05	04	03	01	18	10	02	06
Lap 977	32.594	37.204	31.988	35.717	38.329	38.265	38.646	42.702	47.876	36.522	40.813				
Lap 978	33.258	36.895	32.886	37.515	36.880	36.453	40.157	35.899	43.976	36.215	43.148				
Lap 979	32.905	36.444	32.590	34.602	35.440	37.397	46.586	38.200	50.795	35.852	40.834				
Lap 980	35.082	36.294	32.691	34.522	37.327	37.431	36.585	35.689	44.454	36.968	41.061				
Lap 981	32.514	38.111	33.271	33.721	36.982	39.159	37.882	37.344	56.836	38.640	41.698				
Lap 982	32.462	37.747	32.425	34.612	36.372	1:08.352	47.538	37.171	59.778	42.215	41.771				
Lap 983	31.842	36.000	33.015	35.112	36.374	42.233	38.764	1:12.880	40.441	35.931	39.828				
Lap 984	32.003	36.032	33.468	34.003	35.060	36.766	39.320	35.865	38.253	1:37.863	40.937				
Lap 985	31.635	36.589	33.018	35.385	35.593	37.299	40.284	2:08.817	37.660	39.016	42.777				
Lap 986	32.368	36.917	32.872	34.701	35.342	38.142	1:32.117	1:32.343	38.050	36.528	41.186				
Lap 987	32.655	36.702	32.726	36.339	36.574	41.167	5:57.995	38.171	39.573	36.644	50.032				
Lap 988	32.310	38.735	32.631	35.036	35.736	47.326	37.640	35.602	39.994	35.925	40.762				
Lap 989	32.181	37.190	33.579	34.800	37.015	36.440	36.551	1:12.284	38.753	36.263	41.623				
Lap 990	33.601	36.132	32.075	46.466	34.732	38.887	38.109	35.978	39.269	37.160	40.776				
Lap 991	32.691	37.512	34.584	34.680	37.449	35.869	1:15.158	39.655	38.647	38.589	39.965				
Lap 992	37.786	36.895	32.861	34.589	39.959	36.188	38.051	36.643	36.681	36.457	9:17.096				
Lap 993	32.598	36.157	1:38.403	33.453	35.035	36.733	48.545	38.101	38.064	43.470	43.679				
Lap 994	34.062	36.581	33.479	33.232	36.092	40.336	37.590	36.885	36.645	36.516					
Lap 995	33.014	36.835	34.897	33.776	35.363	1:25.297	39.079	37.284	36.188	36.196					
Lap 996	34.616	36.813	33.965	37.953	36.874	2:26.281	38.962	37.214	43.058	36.245					
Lap 997	34.530	35.551	33.449	33.724	41.998	42.612	41.486	36.201	39.007	39.022					
Lap 998	32.905	40.176	32.442	33.638	35.257	1:01.123	38.555	35.935	1:38.412	35.932					
Lap 999	32.382	36.187	33.410	33.853	38.343	40.162	37.854	36.533	2:04.267	38.099					
Lap 1000	34.149	35.505	32.538	34.245	35.757	1:16.325	39.796	1:14.674	1:02.460	37.547					
Lap 1001	31.948	1:26.179	33.290	33.612	35.513	3:36.529	37.970	38.562	41.055	36.654					

Time	Text
------	------

Printed: 19.10.2011 18:35:47

Licensed to: M-Cup

Average race speed: 31,292

Chief of Timing & Scoring

Best Tm: 26.533, Spd: 49,523

by: (14) Team X4

Date

Margin of Victory: -- 82 Laps --

RaceTime: 24:00:19

Signed:

Final BUMOD (0.365 Km)

Final A

Final_24 (24:00:00)

15.10.2011 15:00

Official Results

Pos	No.	Name	Laps	Total Tm	Diff	Gap	Best Tm	In Lap	Nat/State	Sponsor
-----	-----	------	------	----------	------	-----	---------	--------	-----------	---------

Car/Bike	13	07	17	11	14	15	09	05	04	03	01	18	10	02	06
Lap 1002	31.966	35.713	33.397	33.734	40.418	38.718	40.828	36.613	38.988	43.156					
Lap 1003	34.023	33.816	36.187	33.627	37.023	39.440	37.676	36.070	39.655	35.907					
Lap 1004	33.506	35.426	33.280	37.494	39.017	35.504	38.066	36.336	38.961	39.034					
Lap 1005	31.807	38.547	32.935	33.895	36.611	36.951	37.881	36.736	42.370						
Lap 1006	31.981	35.054	33.837	33.459	41.319	36.065	37.934	1:48.320	39.951						
Lap 1007	33.457	33.998	33.261	34.379	35.295	39.040	50.611	35.862	53.302						
Lap 1008	32.929	34.413	32.849	33.637	1:59.176	35.316	44.919	36.220	47.654						
Lap 1009	33.166	34.590	33.572	34.551	38.817	36.671	38.043	36.814	1:02.493						
Lap 1010	31.887	34.758	32.622	35.288	35.983	36.762	37.634	40.420	39.584						
Lap 1011	7:13.025	33.770	35.105	34.045	36.214	36.048	38.653	36.849	39.418						
Lap 1012	54.511	34.246	33.254	33.958	35.909	34.965	42.776	38.183	38.937						
Lap 1013	3:23.650	34.121	32.917	34.845	35.027	35.589	41.608	37.075	37.889						
Lap 1014	50.520	33.760	32.466	33.026	36.872	35.705	40.428	36.129	36.499						
Lap 1015	34.940	34.755	34.331	33.620	35.739	34.823	39.078	35.625	38.495						
Lap 1016	34.570	34.087	1:06.229	34.371	40.212	35.698	1:24.853	38.455	8:23.268						
Lap 1017	34.099	34.456	33.594	34.464	37.435	35.568	41.395	39.170	47.231						
Lap 1018	34.756	35.568	33.390	34.411	36.090	35.470	38.281	37.413	41.288						
Lap 1019	54.365	7:37.604	33.084	39.869	35.300	36.857	40.408	38.919	42.571						
Lap 1020	7:36.111	39.797	33.391	34.343	34.912	1:30.080	48.553	37.906	40.910						
Lap 1021	3:25.827	37.191	33.921	34.606	0:55.610	37.453	43.448	41.896	41.049						
Lap 1022	34.736	34.055	32.856	34.433	46.803	35.056	39.199	4:16.582	46.583						
Lap 1023	35.095	34.625	32.375	34.506	1:45.387	34.330	44.721	38.589	40.863						
Lap 1024	34.781	34.180	32.406	34.731	38.654	37.470	40.866	37.452	41.322						
Lap 1025	34.298	33.090	33.595	2:19.834	36.954	36.138	39.922	45.704	44.987						
Lap 1026	34.716	34.322	34.590	37.432	37.087	35.742	47.084	38.069	40.927						

Time Text

Printed: 19.10.2011 18:35:47

Licensed to: M-Cup

Average race speed: 31,292

Chief of Timing & Scoring

Best Tm: 26.533, Spd: 49,523

by: (14) Team X4

Date

Margin of Victory: -- 82 Laps --

RaceTime: 24:00:19

Signed:

www.amb-it.com

Sparc 2.0



Final
 Final A
 Final_24 (24:00:00)

BUMOD (0.365 Km)

15.10.2011 15:00

Official Results

Pos	No.	Name	Laps	Total Tm	Diff	Gap	Best Tm	In Lap	Nat/State	Sponsor
-----	-----	------	------	----------	------	-----	---------	--------	-----------	---------

Car/Bike	13	07	17	11	14	15	09	05	04	03	01	18	10	02	06
Lap 1027	34.698	34.488	33.325	36.430	41.203	35.721	43.179	39.516	56.303						
Lap 1028	35.226	35.766	33.505	35.944	36.866	34.634	40.547	40.246	1:52.583						
Lap 1029	35.054	34.371	34.053	34.920	36.996	38.654	39.012	36.309	45.827						
Lap 1030	37.280	33.866	33.319	36.147	37.152	34.489	45.367	39.211	41.318						
Lap 1031	34.366	33.861	32.751	35.133	37.961	36.234	40.876	1:15.477	44.676						
Lap 1032	39.025	34.911	33.547	35.614	39.982	1:04.025	37.950	44.163	43.658						
Lap 1033	35.535	33.402	32.686	35.442	40.334	35.915	38.832	36.925	45.606						
Lap 1034	35.815	34.030	33.048	34.335	39.147	37.279	38.501	36.348	1:30.294						
Lap 1035	35.851	41.600	33.194	38.451	42.070	36.105	40.500	41.539	42.223						
Lap 1036	34.404	34.784	33.990	34.613	37.451	35.786	44.088	36.911	42.667						
Lap 1037	33.618	34.068	33.122	35.994	38.148	36.454	39.091	39.584	39.536						
Lap 1038	34.173	33.723	33.109	35.958	36.700	34.580	40.127	43.096	39.670						
Lap 1039	35.236	34.712	37.306	35.561	40.106	37.734	38.144	37.743	48.465						
Lap 1040	34.521	34.707	44.144	36.520	37.922	39.274	47.040	38.103	42.249						
Lap 1041	33.980	33.822	34.275	35.310	39.376	35.034	40.589	37.773	40.861						
Lap 1042	33.730	33.924	32.568	36.499	35.408	36.299	38.440	37.194	49.248						
Lap 1043	36.193	34.862	33.392	36.609	37.725	35.717	42.779	37.358	42.060						
Lap 1044	33.468	34.343	34.062	42.196	36.087	35.700	38.794	37.623	41.715						
Lap 1045	34.392	34.306	33.371	35.720	42.408	34.287	40.063	40.579	40.645						
Lap 1046	34.302	35.614	35.950	41.132	34.826	34.974	41.036	1:18.563	38.328						
Lap 1047	33.489	36.975	3:36.645	35.719	35.160	43.962	37.808	36.386	38.808						
Lap 1048	36.256	34.329	36.351	36.158	37.221	35.617	38.033	40.127	38.176						
Lap 1049	34.499	34.336	35.866	35.480	36.915	34.536	40.761	41.221	38.340						
Lap 1050	33.491	35.283	35.315	35.764	35.884	34.151	38.894	36.861	40.410						
Lap 1051	33.666	36.188	37.722	34.898	39.343	36.462	44.097	37.678	43.641						

Time	Text
------	------

Printed: 19.10.2011 18:35:47

Licensed to: M-Cup

Average race speed: 31,292

Chief of Timing & Scoring

Best Tm: 26.533, Spd: 49,523

by: (14) Team X4

Date

Margin of Victory: -- 82 Laps --

RaceTime: 24:00:19

Signed:

www.amb-it.com

Sparc 2.0



Final
 Final A
 Final_24 (24:00:00)

BUMOD (0.365 Km)

15.10.2011 15:00

Official Results

Pos	No.	Name	Laps	Total Tm	Diff	Gap	Best Tm	In Lap	Nat/State	Sponsor
-----	-----	------	------	----------	------	-----	---------	--------	-----------	---------

Car/Bike	13	07	17	11	14	15	09	05	04	03	01	18	10	02	06
Lap 1052	33.558	34.651	35.751	35.836	35.440	2:25.110	52.881	38.349	39.547						
Lap 1053	33.230	35.005	33.949	35.526	35.890	40.022	40.718	41.857	38.899						
Lap 1054	34.308	34.151	34.395	36.296	2:37.275	44.738	45.745	38.871	40.480						
Lap 1055	33.988	33.900	34.487	1:15.613	37.173	37.742	41.296	40.860	40.799						
Lap 1056	35.119	34.049	37.758	36.650	39.615	39.013	38.188	37.406							
Lap 1057	34.343	33.778	33.659	37.509	35.320	39.133	38.844	36.294							
Lap 1058	34.443	34.732	34.709	38.718	45.119	37.425	38.913	39.502							
Lap 1059	33.801	34.206	38.198	2:44.773	40.188	37.641	41.654	38.183							
Lap 1060	34.197	34.313	34.607	39.739	39.753	37.568	1:26.979	4:14.877							
Lap 1061	41.785	33.823	35.510	40.186	35.555	54.805	40.158	38.384							
Lap 1062	35.402	34.262	33.961	1:04.028	1:04.409	39.313	41.427	36.599							
Lap 1063	34.409	34.300	34.014	43.272	36.629	3:32.857	40.086	43.211							
Lap 1064	34.523	33.962	36.229	37.729	35.508	36.159	40.100	36.912							
Lap 1065	33.979	34.259	39.909	36.424	34.708	39.421	38.042	38.366							
Lap 1066	33.731	33.467	34.354	35.947	36.181	50.474	39.033	38.583							
Lap 1067	33.304	33.541	34.490	55.759	35.559	38.907	42.502	37.978							
Lap 1068	36.097	33.946	35.280	36.093	34.809	38.197	2:32.357	1:13.289							
Lap 1069	34.337	34.978	9:56.144	36.712	37.171	42.701	39.733	38.201							
Lap 1070	34.722	34.087	37.584	36.554	39.647	37.926	37.251	38.087							
Lap 1071	33.500	34.411	41.118	36.307	36.650	37.950	44.510	37.730							
Lap 1072	35.245	34.447	36.868	38.202	38.938	38.629	40.495	41.121							
Lap 1073	35.620	34.651	35.422	37.835	38.072	37.360	40.364	38.220							
Lap 1074	35.268	34.918	59.028	36.253	39.567	37.763	37.959	38.289							
Lap 1075	33.680	36.776	35.004	37.526	40.903	54.922	38.361	38.661							
Lap 1076	34.192	35.042	33.709	36.212	2:53.085	36.522	39.386	1:16.473							

Time	Text
------	------

Printed: 19.10.2011 18:35:47

Licensed to: M-Cup

Average race speed: 31,292

Chief of Timing & Scoring

Best Tm: 26.533, Spd: 49,523

by: (14) Team X4

Date

Margin of Victory: -- 82 Laps --

RaceTime: 24:00:19

Signed:

Final
 Final A
 Final_24 (24:00:00)

BUMOD (0.365 Km)

15.10.2011 15:00

Official Results

Pos	No.	Name	Laps	Total Tm	Diff	Gap	Best Tm	In Lap	Nat/State	Sponsor
-----	-----	------	------	----------	------	-----	---------	--------	-----------	---------

Car/Bike	13	07	17	11	14	15	09	05	04	03	01	18	10	02	06
Lap 1077	1:49.479	33.344	33.837	35.626	47.124	1:30.220	39.313	37.678							
Lap 1078	36.247	36.212	34.493	36.464	40.805	56.109	40.382	37.866							
Lap 1079	34.721	33.430	34.057	41.975	1:00.288	40.958	39.548	1:15.404							
Lap 1080	35.086	34.696	35.010	44.669	1:09.105	1:08.133	41.030	38.888							
Lap 1081	34.619	33.789	34.016	1:32.183	38.511	37.244	1:21.455	37.959							
Lap 1082	33.727	34.974	34.592	36.283	43.607	1:00.836	37.963	1:20.276							
Lap 1083	35.214	35.619	34.259	34.923	38.449	38.919	54.012	37.350							
Lap 1084	33.803	35.099	36.533	36.806	42.173	38.543	1:20.172	36.866							
Lap 1085	34.605	33.731	34.414	34.839	36.375	39.505	38.761	39.924							
Lap 1086	34.454	35.686	34.442	34.683	36.191	37.619	39.022	39.680							
Lap 1087	33.999	36.066	34.872	34.881	35.547	4:10.743	39.693	37.371							
Lap 1088	34.553	34.140	34.315	37.029	39.362	43.357	46.357	1:16.508							
Lap 1089	34.627	34.168	36.544	34.131	37.413	37.260	40.055	8:05.403							
Lap 1090	34.982	35.307	34.524	36.520	1:14.160	40.519	38.384	38.938							
Lap 1091	34.264	39.243	33.955	36.502	38.602	37.446	38.290	39.560							
Lap 1092	34.405	36.569	39.162	34.510	38.623	37.029	40.831	37.451							
Lap 1093	33.617	1:26.776	34.622	35.583	8:10.297	37.210	1:19.689	38.277							
Lap 1094	33.770	40.396	34.391	37.565	40.453	57.430	39.486	41.409							
Lap 1095	34.218	47.855	1:08.218	35.853	55.523	37.296	40.055	39.033							
Lap 1096	33.911	38.746	37.349	35.158	36.952	36.603	47.142	38.447							
Lap 1097	34.584	35.272	34.462	35.291	35.272	42.203	39.633	38.850							
Lap 1098	33.729	36.079	35.174	37.399	35.458	37.171	37.487	38.414							
Lap 1099	34.012	36.254	34.861	35.539	37.113	37.675	39.288	40.513							
Lap 1100	34.796	35.157	1:08.146	35.385	37.693	36.111	39.754	38.773							
Lap 1101	35.052	41.328	35.007	36.504	2:43.438	55.534	43.888	43.473							

Time	Text
------	------

Printed: 19.10.2011 18:35:47

Licensed to: M-Cup

Average race speed: 31,292

Chief of Timing & Scoring

Best Tm: 26.533, Spd: 49,523

by: (14) Team X4

Date

Margin of Victory: -- 82 Laps --

RaceTime: 24:00:19

Signed:

Final
 Final A
 Final_24 (24:00:00)

BUMOD (0.365 Km)

15.10.2011 15:00

Official Results

Pos	No.	Name	Laps	Total Tm	Diff	Gap	Best Tm	In Lap	Nat/State	Sponsor
-----	-----	------	------	----------	------	-----	---------	--------	-----------	---------

Car/Bike	13	07	17	11	14	15	09	05	04	03	01	18	10	02	06
Lap 1102	35.381	36.814	34.481	35.637	45.302	38.786	1:18.249	43.837							
Lap 1103	33.907	35.671	34.657	43.483	37.622	37.213	39.615	38.907							
Lap 1104	34.886	36.906	34.470	36.840	37.983	37.337	38.954	1:21.680							
Lap 1105	33.988	36.266	1:10.958	35.439	47.338	39.077	41.126	41.518							
Lap 1106	34.449	36.010	34.734	35.629	35.814	37.360	39.343	1:00.700							
Lap 1107	33.869	36.009	35.446	36.049	39.187	36.893	39.635	1:50.334							
Lap 1108	34.941	37.089	35.349	36.950	34.306	38.143	2:20.589	55.698							
Lap 1109	33.993	38.286	34.129	37.363	34.868	44.604	49.454	1:52.689							
Lap 1110	34.357	34.909	34.542	36.013	36.304	36.684	47.734	2:38.783							
Lap 1111	35.170	36.422	34.379	53.643	34.894	38.282	44.034	42.986							
Lap 1112	34.348	37.193	34.068	37.384	39.450	37.651	44.436	42.319							
Lap 1113	34.119	35.977	36.314	37.449	34.942	36.240	42.865	50.125							
Lap 1114	33.543	35.549	34.492	37.795	52.853	41.920	43.102	39.056							
Lap 1115	34.755	35.886	34.571	34.557	37.550	1:32.790	44.570	38.507							
Lap 1116	34.553	36.165	33.819	35.117	5:37.857	40.243	42.720	38.023							
Lap 1117	33.015	36.438	1:28.765	35.173	38.021	39.365	46.136	40.524							
Lap 1118	33.855	41.322	37.460	34.898	34.714	47.898	42.470	1:17.661							
Lap 1119	34.213	36.585	37.295	35.917	35.323	41.030	41.695	40.898							
Lap 1120	34.311	35.200	35.251	35.194	36.981	36.914	42.440	39.694							
Lap 1121	33.329	34.918	36.265	35.388	35.704	38.381	42.826	42.393							
Lap 1122	34.142	37.398	58.247	35.591	36.343	37.259	42.839	41.585							
Lap 1123	34.212	35.855	35.670	34.696	34.420	37.028	1:29.035	2:54.671							
Lap 1124	34.477	35.971	36.040	35.544	1:12.972	39.131	41.248	45.836							
Lap 1125	34.054	34.705	36.781	34.219	37.891	37.579	1:22.678								
Lap 1126	33.924	34.995	36.017	36.019	39.132	35.919	40.836								

Time	Text
------	------

Printed: 19.10.2011 18:35:47

Licensed to: M-Cup

Average race speed: 31,292

Chief of Timing & Scoring

Best Tm: 26.533, Spd: 49,523

by: (14) Team X4

Date

Margin of Victory: -- 82 Laps --

RaceTime: 24:00:19

Signed:

www.amb-it.com

Sparc 2.0



Final
 Final A
 Final_24 (24:00:00)

BUMOD (0.365 Km)

15.10.2011 15:00

Official Results

Pos	No.	Name	Laps	Total Tm	Diff	Gap	Best Tm	In Lap	Nat/State	Sponsor
-----	-----	------	------	----------	------	-----	---------	--------	-----------	---------

Car/Bike	13	07	17	11	14	15	09	05	04	03	01	18	10	02	06
Lap 1127	35.809	36.988	35.318	37.057	35.841	36.379	42.409								
Lap 1128	34.424	40.734	35.085	33.907	34.571	37.080	41.242								
Lap 1129	34.987	35.485	48.812	36.566	1:15.841	37.996	42.745								
Lap 1130	1:52.591	35.466	35.112	34.784	34.712	36.708	41.029								
Lap 1131	35.147	35.541	38.787	35.351	34.636	1:30.365	40.335								
Lap 1132	35.108	36.138	34.640	33.887	35.583	38.954	41.119								
Lap 1133	35.554	35.965	37.958	34.962	38.566	35.365	43.609								
Lap 1134	35.681	35.590	36.991	34.972	34.593	35.112	43.817								
Lap 1135	35.172	36.003	37.645	34.817	34.921	35.528	44.867								
Lap 1136	34.592	35.558	37.435	34.445	35.703	37.373	44.103								
Lap 1137	33.840	35.862	37.102	35.153	35.644	34.558	42.508								
Lap 1138	34.925	38.439	35.484	34.978	1:10.026	35.586	42.335								
Lap 1139	36.769	35.192	34.518	34.335	1:30.275	35.935	42.480								
Lap 1140	34.442	42.216	36.478	36.625	34.937	34.912	44.270								
Lap 1141	34.184	35.168	35.325	5:07.700	37.360	35.816	45.500								
Lap 1142	34.968	35.634	35.634	38.801	35.082	35.687	43.141								
Lap 1143	34.582	39.720	37.593	36.842	35.189	35.151	44.442								
Lap 1144	34.801	34.929	36.078	36.280	34.762	35.150	42.433								
Lap 1145	35.942	36.187	1:12.595	36.063	35.158	35.425	2:07.989								
Lap 1146	34.389	37.460	35.030	37.826	36.197	35.193	1:37.737								
Lap 1147	33.997	40.238	51.599	41.246	1:26.222	35.666	43.210								
Lap 1148	34.682	36.410	35.547	35.480	42.961	34.697	49.615								
Lap 1149	34.155	39.205	36.974	35.546	39.207	35.087	42.240								
Lap 1150	34.775	37.027	36.064	35.217	34.764	41.169	42.221								
Lap 1151	33.788	36.099	43.533	36.472	35.464	35.554	41.927								

Time	Text
------	------

Printed: 19.10.2011 18:35:47

Licensed to: M-Cup

Average race speed: 31,292

Chief of Timing & Scoring

Best Tm: 26.533, Spd: 49,523

by: (14) Team X4

Date

Margin of Victory: -- 82 Laps --

RaceTime: 24:00:19

Signed:

Final
 Final A
 Final_24 (24:00:00)

BUMOD (0.365 Km)

15.10.2011 15:00

Official Results

Pos	No.	Name	Laps	Total Tm	Diff	Gap	Best Tm	In Lap	Nat/State	Sponsor
-----	-----	------	------	----------	------	-----	---------	--------	-----------	---------

Car/Bike	13	07	17	11	14	15	09	05	04	03	01	18	10	02	06
Lap 1152	33.797	36.121	35.908	35.919	41.168	34.582	42.005								
Lap 1153	34.128	35.937	35.737	35.579	35.026	35.123	43.421								
Lap 1154	34.562	34.949	34.745	34.905	37.684	35.871	42.163								
Lap 1155	35.680	35.650	38.349	35.641	34.633	34.937	41.200								
Lap 1156	34.356	35.530	36.363	35.461	1:11.156	34.523	50.325								
Lap 1157	34.488	35.720	36.288	35.228	36.791	35.968	42.599								
Lap 1158	34.641	37.577	38.771	36.139	40.043	39.047	43.668								
Lap 1159	33.377	36.911	34.679	35.655	35.507	45.035	43.939								
Lap 1160	35.013	34.737	35.218	40.661	35.846	35.809	43.807								
Lap 1161	34.350	40.402	1:10.007	35.728	36.509	35.722	1:28.793								
Lap 1162	35.419	35.200	35.485	35.044	35.060	34.806	41.943								
Lap 1163	34.636	1:30.387	34.357	35.420	34.724	34.017	42.361								
Lap 1164	33.559	36.242	1:18.177	36.563	36.700	34.844	42.939								
Lap 1165	34.819	41.103	37.885	1:07.204	3:08.904	34.467	47.607								
Lap 1166	33.844	35.827	35.429	41.216	5:04.735	33.906	44.187								
Lap 1167	34.296	36.738	35.976	37.745	4:34.475	36.059	42.826								
Lap 1168	33.670	38.989	35.269	36.250	1:37.917	34.907	44.854								
Lap 1169	34.112	37.246	1:10.327	52.088	34.545	35.655	42.178								
Lap 1170	33.830	35.031	36.475	36.660	35.670	34.727	42.623								
Lap 1171	34.019	37.883	35.117	35.886	34.244	35.292	46.304								
Lap 1172	34.494	35.244	35.281	36.659	33.557	34.777	44.194								
Lap 1173	34.411	35.475	36.000	35.608	38.260	34.434	42.560								
Lap 1174	33.639	34.831	34.791	35.541	34.259	35.204	2:24.729								
Lap 1175	34.510	34.917	36.305	35.610	34.882	35.353	44.824								
Lap 1176	33.465	35.137	33.317	36.081	35.541	34.518	44.787								

Time	Text
------	------

Printed: 19.10.2011 18:35:47

Licensed to: M-Cup

Average race speed: 31,292

Chief of Timing & Scoring

Best Tm: 26.533, Spd: 49,523

by: (14) Team X4

Date

Margin of Victory: -- 82 Laps --

RaceTime: 24:00:19

Signed:

Final
 Final A
 Final_24 (24:00:00)

BUMOD (0.365 Km)

15.10.2011 15:00

Official Results

Pos	No.	Name	Laps	Total Tm	Diff	Gap	Best Tm	In Lap	Nat/State	Sponsor
-----	-----	------	------	----------	------	-----	---------	--------	-----------	---------

Car/Bike	13	07	17	11	14	15	09	05	04	03	01	18	10	02	06
Lap 1177	34.043	35.146	35.200	36.119	35.964	34.772	43.876								
Lap 1178	33.634	35.441	1:12.736	35.786	35.874	34.654	44.704								
Lap 1179	34.871	34.383	1:09.245	37.203	35.496	37.161	43.073								
Lap 1180	35.778	34.430	33.312	34.636	3:41.121	35.052	1:26.590								
Lap 1181	35.183	35.292	38.739	35.263	37.931	1:25.793	43.796								
Lap 1182	35.002	40.038	1:11.453	35.064	36.071	36.192	41.699								
Lap 1183	7:24.600	35.892	34.934	36.869	34.947	36.064	42.857								
Lap 1184	35.652	37.197	35.340	36.482	34.703	35.688	43.270								
Lap 1185	35.226	35.153	33.923	37.345	36.460	35.352	42.352								
Lap 1186	35.825	34.741	40.284	38.062	34.404	34.998	41.949								
Lap 1187	35.410	35.584	42.216	1:34.907	33.786	37.767	43.065								
Lap 1188	35.916	34.576	35.185	38.970	34.063	35.648	43.537								
Lap 1189	34.719	36.132	34.835	56.731	34.788	34.783	42.052								
Lap 1190	36.453	36.508	34.784	37.418	34.938	34.781	42.479								
Lap 1191	35.791	35.765	35.593	35.317	34.731	36.007	42.432								
Lap 1192	36.177	35.221	35.435	35.904	34.300	34.747	46.296								
Lap 1193	34.904	37.816	35.307	53.038	34.234	33.853	41.669								
Lap 1194	47.547	35.039	34.017	43.819	33.840	46.560	42.807								
Lap 1195	35.624	34.698	35.460	35.547	34.183	34.677	49.574								
Lap 1196	34.261	34.630	47.048	40.600	35.311	34.817	43.287								
Lap 1197	33.910	35.743	35.261	36.185	34.212	34.858	42.575								
Lap 1198	37.152	34.557	35.284	36.526	33.822	38.334	41.938								
Lap 1199	34.656	35.409	34.660	37.832	34.931	34.944	42.705								
Lap 1200	34.648	34.598	34.737	1:35.887	34.925	33.806	41.764								
Lap 1201	34.034	35.936	34.600	39.454	34.049	34.834	43.736								

Time	Text
------	------

Printed: 19.10.2011 18:35:47

Licensed to: M-Cup

Average race speed: 31,292

Chief of Timing & Scoring

Best Tm: 26.533, Spd: 49,523

by: (14) Team X4

Date

Margin of Victory: -- 82 Laps --

RaceTime: 24:00:19

Signed:

Final
 Final A
 Final_24 (24:00:00)

BUMOD (0.365 Km)

15.10.2011 15:00

Official Results

Pos	No.	Name	Laps	Total Tm	Diff	Gap	Best Tm	In Lap	Nat/State	Sponsor							
		Car/Bike	13	07	17	11	14	15	09	05	04	03	01	18	10	02	06
		Lap 1202	34.733	34.367	35.412	37.326	33.884	33.397	44.145								
		Lap 1203	34.655	35.140	38.320	37.572	35.173	35.132	42.136								
		Lap 1204	35.001	35.114	34.548	36.042	34.722	37.385	42.257								
		Lap 1205	34.862	35.971	34.508	40.608	34.450	34.455	42.249								
		Lap 1206	33.948	34.756	34.188	37.830	34.613	41.363	45.106								
		Lap 1207	36.219	37.241	39.018	35.492	34.305	34.213	43.412								
		Lap 1208	34.726	35.331	35.214	35.915	33.301	34.078	42.348								
		Lap 1209	34.359	35.192	34.276	35.108	40.539	37.730	41.472								
		Lap 1210	34.938	34.419	35.529	36.464	33.992	34.453	41.954								
		Lap 1211	35.575	36.202	2:42.416	36.341	33.807	34.701	44.871								
		Lap 1212	34.546	35.862	38.019	38.159	35.285	39.221	45.218								
		Lap 1213	35.240	34.834	39.900	47.035	35.432	50.992	43.817								
		Lap 1214	34.994	35.270	1:12.753	36.576	36.996	35.934	43.468								
		Lap 1215	34.576	35.327	37.736	35.826	38.675	35.964	42.442								
		Lap 1216	35.528	35.602	35.976	36.058	34.294	34.734	43.796								
		Lap 1217	34.250	34.652	1:08.773	35.932	35.668	33.881	43.062								
		Lap 1218	34.229	33.964	36.739	35.286	35.778	35.697	42.021								
		Lap 1219	34.759	35.012	35.228	48.860	34.804	34.894	45.168								
		Lap 1220	35.321	37.991	52.800	35.602	1:43.721	35.170	6:59.839								
		Lap 1221	37.686	34.697	36.238	35.418	35.750	33.777	48.247								
		Lap 1222	35.347	35.348	36.409	36.066	34.064	35.143	47.330								
		Lap 1223	34.310	35.628	36.118	35.301	34.477	33.750	44.207								
		Lap 1224	35.454	34.615	35.808	35.208	34.018	39.571	43.989								
		Lap 1225	35.649	35.501	37.135	35.745	34.756	35.065	44.517								
		Lap 1226	33.986	36.312	35.365	35.220	35.278	33.620	43.669								

Time Text

Printed: 19.10.2011 18:35:47

Licensed to: M-Cup

Average race speed: 31,292

Chief of Timing & Scoring

Best Tm: 26.533, Spd: 49,523

by: (14) Team X4

Date

Margin of Victory: -- 82 Laps --

RaceTime: 24:00:19

Signed:

Final
 Final A
 Final_24 (24:00:00)

BUMOD (0.365 Km)

15.10.2011 15:00

Official Results

Pos	No.	Name	Laps	Total Tm	Diff	Gap	Best Tm	In Lap	Nat/State	Sponsor
-----	-----	------	------	----------	------	-----	---------	--------	-----------	---------

Car/Bike	13	07	17	11	14	15	09	05	04	03	01	18	10	02	06
Lap 1227	34.077	34.884	36.264	35.003	39.788	35.524	43.123								
Lap 1228	33.549	37.072	37.106	35.828	0:42.690	35.170	44.834								
Lap 1229	34.314	35.939	1:11.324	35.315	35.225	33.609	44.838								
Lap 1230	36.495	34.194	1:09.664	36.318	34.842	1:28.736	44.374								
Lap 1231	2:11.293	34.686	36.840	34.864	34.737	6:36.056	46.929								
Lap 1232	48.861	1:32.752	34.598	36.173	34.461	41.636	48.419								
Lap 1233	36.333	39.912	35.769	35.497	37.162	43.246	47.320								
Lap 1234	0:21.602	35.570	36.090	35.079	36.656	3:47.866	48.931								
Lap 1235	1:01.695	37.578	36.675	34.543	39.666	43.514	44.122								
Lap 1236	36.242	4:20.565	1:11.324	35.112	34.987	37.646	44.448								
Lap 1237	36.966	34.889	37.150	34.077	34.600	36.961	42.487								
Lap 1238	34.532	34.375	41.497	34.580	34.127	37.001	40.964								
Lap 1239	35.435	34.618	45.720	35.799	34.245	37.334	43.817								
Lap 1240	41.407	33.615	35.128	35.514	36.071	41.893	46.009								
Lap 1241	39.290	35.098	38.260	33.836	34.333	36.819	1:23.215								
Lap 1242	35.005	34.863	36.324	34.707	35.021	41.138	47.089								
Lap 1243	36.356	35.188	1:11.491	34.490	34.981	41.011	41.059								
Lap 1244	34.965	36.311	35.272	35.867	34.899	37.044	43.297								
Lap 1245	39.428	34.048	36.276	3:27.771	44.174	38.970	45.212								
Lap 1246	36.252	34.091	37.566	37.660	38.352	37.983	47.802								
Lap 1247	35.478	33.869	37.142	36.612	38.788	38.308	48.477								
Lap 1248	35.253	35.024	35.585	35.654	34.128	37.716	45.143								
Lap 1249	35.224	34.707	38.143	35.016	37.522	35.895	41.269								
Lap 1250	33.977	38.991	36.198	36.446	41.552	36.244	43.347								
Lap 1251	35.129	35.491	1:01.592	35.335	34.267	37.141	45.515								

Time	Text
------	------

Printed: 19.10.2011 18:35:47

Licensed to: M-Cup

Average race speed: 31,292

Chief of Timing & Scoring

Best Tm: 26.533, Spd: 49,523

by: (14) Team X4

Date

Margin of Victory: -- 82 Laps --

RaceTime: 24:00:19

Signed:

Final
 Final A
 Final_24 (24:00:00)

BUMOD (0.365 Km)

15.10.2011 15:00

Official Results

Pos	No.	Name	Laps	Total Tm	Diff	Gap	Best Tm	In Lap	Nat/State	Sponsor
-----	-----	------	------	----------	------	-----	---------	--------	-----------	---------

Car/Bike	13	07	17	11	14	15	09	05	04	03	01	18	10	02	06
Lap 1252	35.443	34.351	45.421	36.139	34.813	37.190	42.622								
Lap 1253	36.180	33.979	3:43.181	37.025	35.694	46.081	50.046								
Lap 1254	34.649	35.868	35.940	35.759	39.536	38.116	51.466								
Lap 1255	34.448	34.350	34.928	34.733	40.610	35.458	39.612								
Lap 1256	34.805	35.391	35.701	35.521	36.713	38.955	48.408								
Lap 1257	36.133	35.910	43.067	42.742	35.254	36.660	47.402								
Lap 1258	34.499	42.163	35.754	34.841	35.265	39.045	2:04.471								
Lap 1259	35.874	34.261	1:07.561	39.380	34.341	37.649	45.884								
Lap 1260	35.577	4:50.206	36.858	36.547	39.738	37.930	46.927								
Lap 1261	35.793	35.740	36.193	36.801	34.675	1:10.217	43.786								
Lap 1262	34.525	38.123	46.515	37.748	34.532	36.765	48.886								
Lap 1263	37.077	35.046	36.320	35.904	34.410	37.232	41.910								
Lap 1264	34.901	35.667	35.225	37.570	34.672	52.913	44.577								
Lap 1265	34.105	35.271	35.312	39.463	34.023	38.927	43.698								
Lap 1266	34.821	35.151	35.884	36.767	34.512	37.985	40.539								
Lap 1267	35.155	40.344	34.803	35.684	33.972	36.763	43.147								
Lap 1268	35.244	34.247	35.403	37.992	36.134	44.154	43.745								
Lap 1269	34.112	34.559	34.640	37.184	34.857	41.402	42.309								
Lap 1270	34.439	36.025	35.498	37.602	34.391	38.417	43.849								
Lap 1271	34.746	34.317	1:12.195	36.764	34.362	38.987	45.977								
Lap 1272	34.658	34.546	35.748	36.432	34.158	36.838	53.329								
Lap 1273	34.580	33.480	37.004	36.832	34.565	1:19.634	43.359								
Lap 1274	34.666	1:02.443	36.381	36.325	34.679	1:21.252	41.612								
Lap 1275	34.210	36.476	35.494	47.807	33.684	37.115	43.916								
Lap 1276	36.559	34.780	1:15.084	37.395	34.123	36.417	47.465								

Time	Text
------	------

Printed: 19.10.2011 18:35:47

Licensed to: M-Cup

Average race speed: 31,292

Chief of Timing & Scoring

Best Tm: 26.533, Spd: 49,523

by: (14) Team X4

Date

Margin of Victory: -- 82 Laps --

RaceTime: 24:00:19

Signed:

Final
 Final A
 Final_24 (24:00:00)

BUMOD (0.365 Km)

15.10.2011 15:00

Official Results

Pos	No.	Name	Laps	Total Tm	Diff	Gap	Best Tm	In Lap	Nat/State	Sponsor
-----	-----	------	------	----------	------	-----	---------	--------	-----------	---------

Car/Bike	13	07	17	11	14	15	09	05	04	03	01	18	10	02	06
Lap 1277	35.627	36.972	38.904	38.881	41.400	37.042	53.076								
Lap 1278	34.306	38.872	39.800	38.906	34.185	36.311	42.583								
Lap 1279	36.524	35.891	36.024	50.458	1:10.381	37.058	45.145								
Lap 1280	33.720	39.617	38.851	37.524	36.229	57.008	45.289								
Lap 1281	34.527	36.637	36.947	35.893	33.448	35.413	41.399								
Lap 1282	34.812	35.873	35.899	36.301	35.240	36.170	48.818								
Lap 1283	34.330	35.939	37.003	35.485	33.873	35.931	44.670								
Lap 1284	34.967	35.525	35.138	36.992	33.548	35.304	43.809								
Lap 1285	34.526	38.959	34.839	35.148	33.736	35.971	45.812								
Lap 1286	34.509	36.256	36.516	35.897	33.851	38.999	47.994								
Lap 1287	33.854	36.359	38.030	43.409	34.135	34.654	46.226								
Lap 1288	34.587	35.949	36.669	36.748	33.672	35.905	1:46.842								
Lap 1289	35.058	37.728	40.967	35.201	33.070	35.039	46.642								
Lap 1290	35.102	36.481	1:44.102	36.310	33.805	36.940	1:35.630								
Lap 1291	36.478	35.468	38.912	37.718	34.532	34.150	56.564								
Lap 1292	34.577	35.334	37.348	35.283	33.562	4:45.041	51.195								
Lap 1293	34.355	35.741	1:51.061	36.058	33.843	43.079	46.057								
Lap 1294	37.082	35.661	38.511	34.908	34.578	37.975	42.993								
Lap 1295	36.589	35.776	43.408	35.745	34.425	40.812	1:28.024								
Lap 1296	34.653	35.752	42.474	37.799	36.284	38.338	42.895								
Lap 1297	1:49.673	35.535	37.019	36.006	33.995	6:18.230	46.787								
Lap 1298	35.668	36.398	35.293	34.850	34.412	38.903	44.555								
Lap 1299	34.578	36.468	35.773	36.013	34.711	35.561	44.077								
Lap 1300	35.770	38.065	59.094	36.561	35.215	47.499	43.930								
Lap 1301	34.565	34.976	1:34.512	35.885	33.474	35.629	46.794								

Time	Text
------	------

Printed: 19.10.2011 18:35:47

Licensed to: M-Cup

Average race speed: 31,292

Chief of Timing & Scoring

Best Tm: 26.533, Spd: 49,523

by: (14) Team X4

Date

Margin of Victory: -- 82 Laps --

RaceTime: 24:00:19

Signed:

Final
 Final A
 Final_24 (24:00:00)

BUMOD (0.365 Km)

15.10.2011 15:00

Official Results

Pos	No.	Name	Laps	Total Tm	Diff	Gap	Best Tm	In Lap	Nat/State	Sponsor
-----	-----	------	------	----------	------	-----	---------	--------	-----------	---------

Car/Bike	13	07	17	11	14	15	09	05	04	03	01	18	10	02	06
Lap 1302	35.173	35.974	37.935	36.275	34.110	36.672	46.196								
Lap 1303	34.383	35.899	36.378	34.891	34.509	40.995	46.543								
Lap 1304	35.735	35.294	36.520	34.730	34.459	35.902	48.044								
Lap 1305	34.449	34.887	35.429	1:11.546	34.449	35.238	44.121								
Lap 1306	34.666	34.344	35.597	36.730	36.424	35.225	59.014								
Lap 1307	34.584	34.854	35.992	36.280	34.190	40.848	42.805								
Lap 1308	37.386	35.317	35.933	34.941	33.724	35.953	42.205								
Lap 1309	34.445	35.091	35.136	1:01.696	34.191	35.320	44.805								
Lap 1310	34.130	34.819	35.171	37.984	34.246	34.904	52.248								
Lap 1311	34.395	40.922	36.479	35.817	34.257	35.106	46.684								
Lap 1312	36.134	36.767	35.245	36.447	37.813	35.377	41.670								
Lap 1313	34.358	35.406	35.776	35.930	35.120	34.920	44.038								
Lap 1314	34.566	34.808	35.298	36.312	36.044	34.817	41.102								
Lap 1315	33.621	35.826	36.115	43.980	36.344	37.108	47.821								
Lap 1316	34.577	35.792	35.879	37.799	35.277	36.216	41.607								
Lap 1317	34.162	36.019	36.877	35.743	33.833	38.830	44.593								
Lap 1318	33.606	36.488	35.477	35.708	33.964	35.829	46.369								
Lap 1319	33.844	36.244	35.027	35.210	35.293	36.370	1:51.274								
Lap 1320	34.377	34.488	35.541	36.900	34.388	42.770	42.610								
Lap 1321	34.395	35.337	36.316	35.072	40.559	36.277	42.143								
Lap 1322	33.838	34.412	40.721	35.839	34.657	35.836	42.095								
Lap 1323	33.825	34.358	41.929	35.792	34.968	5:01.009	47.333								
Lap 1324	34.323	35.060	46.867	36.356	33.509	37.299	51.638								
Lap 1325	33.729	36.049	36.283	41.981	35.470	35.526	41.440								
Lap 1326	34.435	34.334	36.408	35.884	35.260	36.224	41.839								

Time	Text
------	------

Printed: 19.10.2011 18:35:47

Licensed to: M-Cup

Average race speed: 31,292

Chief of Timing & Scoring

Best Tm: 26.533, Spd: 49,523

by: (14) Team X4

Date

Margin of Victory: -- 82 Laps --

RaceTime: 24:00:19

Signed:

Final
 Final A
 Final_24 (24:00:00)

BUMOD (0.365 Km)

15.10.2011 15:00

Official Results

Pos	No.	Name	Laps	Total Tm	Diff	Gap	Best Tm	In Lap	Nat/State	Sponsor
-----	-----	------	------	----------	------	-----	---------	--------	-----------	---------

Car/Bike	13	07	17	11	14	15	09	05	04	03	01	18	10	02	06
Lap 1327	35.294	35.369	35.084	35.785	35.888	34.966	47.136								
Lap 1328	35.946	35.306	35.282	37.330	37.307	34.937	46.433								
Lap 1329	1:08.875	35.202	39.747	36.392	35.721	35.567	51.943								
Lap 1330	34.443	34.926	36.289	35.344	37.287	38.163	43.034								
Lap 1331	1:08.414	35.583	39.602	41.843	1:17.408	36.988	49.170								
Lap 1332	34.781	35.305	36.540	36.824	37.115	35.114	42.785								
Lap 1333	34.776	34.590	36.315	38.129	35.745	35.912	45.367								
Lap 1334	1:43.543	1:23.766	35.592	35.847	35.510	35.950									
Lap 1335	1:09.927	36.156	34.411	35.246	36.758	37.637									
Lap 1336	34.800	33.713	35.513	35.929	35.425	35.600									
Lap 1337	2:17.597	33.877	39.228	37.223	34.761	36.236									
Lap 1338	1:44.107	33.564	36.445	36.110	34.531	35.729									
Lap 1339	9:13.206	34.512	2:32.801	57.458	35.355	35.434									
Lap 1340	34.063	33.374	42.738	37.849	36.182	38.816									
Lap 1341	34.080	34.005	34.774	35.869	35.568	35.637									
Lap 1342	33.815	39.622	34.985	39.210	37.223	36.001									
Lap 1343	35.560	33.304	34.908	37.548	35.409	35.911									
Lap 1344	34.229	33.032	34.994	35.436	35.461	35.235									
Lap 1345	34.235	33.726	34.334	1:36.704	34.533	35.915									
Lap 1346	34.083	34.219	34.042	1:09.489	35.829	37.937									
Lap 1347	35.366	36.934	35.191	34.045	34.801	38.515									
Lap 1348	34.413	34.068	34.232	0:02.143	34.086	48.525									
Lap 1349	34.739	34.012	34.159	38.310	35.252	58.593									
Lap 1350	33.043	33.806	33.625	35.512	34.821	38.338									
Lap 1351	33.757	34.214	34.293	34.813	35.532	40.023									

Time	Text
------	------

Printed: 19.10.2011 18:35:47

Licensed to: M-Cup

Average race speed: 31,292

Chief of Timing & Scoring

Best Tm: 26.533, Spd: 49,523

by: (14) Team X4

Date

Margin of Victory: -- 82 Laps --

RaceTime: 24:00:19

Signed:

Final
 Final A
 Final_24 (24:00:00)

BUMOD (0.365 Km)

15.10.2011 15:00

Official Results

Pos	No.	Name	Laps	Total Tm	Diff	Gap	Best Tm	In Lap	Nat/State	Sponsor
-----	-----	------	------	----------	------	-----	---------	--------	-----------	---------

Car/Bike	13	07	17	11	14	15	09	05	04	03	01	18	10	02	06
Lap 1352	33.893	33.666	34.991	34.035	35.191	38.299									
Lap 1353	34.927	33.574	34.083	35.149	34.679	37.826									
Lap 1354	34.458	33.793	35.467	34.535	34.459	42.405									
Lap 1355	33.969	34.684	34.352	38.914	36.397	38.166									
Lap 1356	34.428	34.148	34.277	35.303	34.450	40.344									
Lap 1357	34.786	33.749	34.006	34.904	34.621	36.867									
Lap 1358	34.693	34.166	34.022	36.105	34.470	37.336									
Lap 1359	35.283	33.598	34.824	43.515	34.744	37.096									
Lap 1360	35.697	33.603	34.940	7:04.469	35.886	36.456									
Lap 1361	35.466	34.762	36.117	36.792	35.501	54.263									
Lap 1362	34.244	33.367	33.993	36.717	36.051	37.546									
Lap 1363	37.712	37.486	34.270	34.809	36.875	37.856									
Lap 1364	35.411	33.387	34.299	36.813	35.401	40.376									
Lap 1365	38.393	34.029	3:11.356	35.172	35.890	40.993									
Lap 1366	35.980	33.451	3:58.022	35.176	36.378	1:16.297									
Lap 1367	34.793	33.387	34.125	35.801	36.192	1:20.052									
Lap 1368	34.499	34.258	33.779	36.627	35.274	37.256									
Lap 1369	33.964	32.935	3:13.178	35.661	35.299	36.702									
Lap 1370	36.149	33.934	42.811	35.160	34.743	36.743									
Lap 1371	3:24.702	33.973	36.791	35.408	35.077	35.634									
Lap 1372	34.904	32.821	1:01.400	39.177	35.155	36.272									
Lap 1373	34.558	32.923	36.385	35.363	35.219	36.129									
Lap 1374	33.767	33.696	39.800	34.375	35.361	36.537									
Lap 1375	34.094	33.281	36.165	33.794	34.791	36.650									
Lap 1376	33.876	33.334	45.896	38.088	35.032	36.842									

Time	Text
------	------

Printed: 19.10.2011 18:35:47

Licensed to: M-Cup

Average race speed: 31,292

Chief of Timing & Scoring

Best Tm: 26.533, Spd: 49,523

by: (14) Team X4

Date

Margin of Victory: -- 82 Laps --

RaceTime: 24:00:19

Signed:

Final BUMOD (0.365 Km)

Final A

Final_24 (24:00:00)

15.10.2011 15:00

Official Results

Pos	No.	Name	Laps	Total Tm	Diff	Gap	Best Tm	In Lap	Nat/State	Sponsor
-----	-----	------	------	----------	------	-----	---------	--------	-----------	---------

Car/Bike	13	07	17	11	14	15	09	05	04	03	01	18	10	02	06
Lap 1377	33.594	33.716	36.112	48.692	35.286	36.232									
Lap 1378	33.888	33.786	36.222	36.528	38.170	36.543									
Lap 1379	33.157	33.562	36.071	35.289	35.844	36.408									
Lap 1380	33.670	33.873	35.516	35.371	34.503	56.995									
Lap 1381	34.850	33.464	35.896	35.019	36.214	36.960									
Lap 1382	33.128	33.339	37.287	34.988	1:22.755	35.954									
Lap 1383	34.468	33.948	35.685	35.762	39.788	36.096									
Lap 1384	33.575	33.902	3:46.580	48.625	34.746	37.934									
Lap 1385	34.049	33.500	38.601	36.845	35.250	39.780									
Lap 1386	35.912	33.044	36.855	35.386	41.962	35.472									
Lap 1387	33.834	34.187	36.518	34.133	39.072	35.856									
Lap 1388	33.845	33.356	2:07.558	34.603	39.006	4:35.305									
Lap 1389	33.879	33.783	1:11.523	35.300	36.764	37.521									
Lap 1390	33.408	35.931	34.988	35.269	59.164	37.252									
Lap 1391	33.887	1:11.699	34.196	33.708	1:04.803	36.427									
Lap 1392	33.818	37.305	34.494	33.136	41.294	37.350									
Lap 1393	33.603	36.076	34.496	34.502	44.306	36.791									
Lap 1394	33.718	35.962	2:21.168	34.226	34.739	1:43.384									
Lap 1395	33.168	33.451	35.404	35.054	35.395	36.616									
Lap 1396	34.616	37.931	1:11.451	43.697	38.094	35.504									
Lap 1397	34.549	33.716	38.648	35.500	34.420	37.303									
Lap 1398	34.704	36.629	34.735	34.026	34.700	36.533									
Lap 1399	34.200	33.314	6:54.564	35.943	35.648	1:29.137									
Lap 1400	33.718	33.326	1:13.793	33.615	35.013	46.194									
Lap 1401	33.906	32.608	1:44.776	34.056	35.777	39.823									

Time	Text
------	------

Printed: 19.10.2011 18:35:47

Licensed to: M-Cup

Average race speed: 31,292

Chief of Timing & Scoring

Best Tm: 26.533, Spd: 49,523

by: (14) Team X4

Date

Margin of Victory: -- 82 Laps --

RaceTime: 24:00:19

Signed:

Final
 Final A
 Final_24 (24:00:00)

BUMOD (0.365 Km)

15.10.2011 15:00

Official Results

Pos	No.	Name	Laps	Total Tm	Diff	Gap	Best Tm	In Lap	Nat/State	Sponsor
-----	-----	------	------	----------	------	-----	---------	--------	-----------	---------

Car/Bike	13	07	17	11	14	15	09	05	04	03	01	18	10	02	06
Lap 1402	33.760	34.275	1:30.018	34.973	34.888	39.222									
Lap 1403	32.787	34.435	8:03.859	34.179	34.678	38.896									
Lap 1404	32.893	34.405	36.924	35.381	35.200	40.235									
Lap 1405	33.486	34.003	35.343	37.976	34.354	39.688									
Lap 1406	34.151	37.213	34.398	33.479	34.726	38.698									
Lap 1407	34.121	34.836	34.247	33.740	35.705	37.918									
Lap 1408	33.189	33.206	34.414	35.094	35.962	41.478									
Lap 1409	33.143	33.397	40.956	1:23.513	34.227	41.143									
Lap 1410	34.985	35.600	34.868	36.334	34.091	36.389									
Lap 1411	34.680	34.767	35.006	34.678	34.429	37.130									
Lap 1412	33.539	34.077	38.694	37.086	35.299	1:39.742									
Lap 1413	34.215	33.734	34.253	35.921	35.337	45.403									
Lap 1414	33.460	33.922	34.912	34.589	38.486	39.184									
Lap 1415	33.007	34.175	35.247	35.298	34.498	37.040									
Lap 1416	34.133	34.226	34.031	34.489	36.058	1:16.519									
Lap 1417	33.249	34.789	35.018	34.707	34.535	38.080									
Lap 1418	33.626	34.657	34.747	35.474	34.454	37.948									
Lap 1419	33.287	34.328	35.083	35.109	33.739	38.611									
Lap 1420	33.316	33.656	38.714	34.689	34.840	38.133									
Lap 1421	33.302	34.057	35.069	32.981	34.155	37.035									
Lap 1422	36.766	33.494	35.381	47.736	35.034	38.105									
Lap 1423	35.829	33.860	33.829	34.004	1:22.617	38.170									
Lap 1424	33.659	34.607	34.344	34.137	40.980	38.065									
Lap 1425	34.927	39.243	38.801	33.740	6:43.316	39.351									
Lap 1426	33.013	34.147	34.388	36.150	35.538	37.159									

Time	Text
------	------

Printed: 19.10.2011 18:35:47

Licensed to: M-Cup

Average race speed: 31,292

Chief of Timing & Scoring

Best Tm: 26.533, Spd: 49,523

by: (14) Team X4

Date

Margin of Victory: -- 82 Laps --

RaceTime: 24:00:19

Signed:

Final
 Final A
 Final_24 (24:00:00)

BUMOD (0.365 Km)

15.10.2011 15:00

Official Results

Pos	No.	Name	Laps	Total Tm	Diff	Gap	Best Tm	In Lap	Nat/State	Sponsor
-----	-----	------	------	----------	------	-----	---------	--------	-----------	---------

Car/Bike	13	07	17	11	14	15	09	05	04	03	01	18	10	02	06
Lap 1427	34.014	34.112	34.955	35.279	35.596	37.294									
Lap 1428	36.354	33.535	42.363	34.606	36.404	49.690									
Lap 1429	35.170	33.442	34.693	34.254	34.621	41.678									
Lap 1430	2:11.550	33.940	38.598	38.105	34.515	42.960									
Lap 1431	36.414	34.322	34.348	33.579	35.128	39.315									
Lap 1432	34.990	33.886	34.399	34.189	34.853	41.623									
Lap 1433	34.771	33.292	33.975	34.535	36.046	39.655									
Lap 1434	37.627	34.421	37.596	33.618	35.767	39.646									
Lap 1435	34.326	35.955	40.245	34.439	35.736	46.830									
Lap 1436	34.159	34.131	34.387	35.842	34.651	39.618									
Lap 1437	34.118	33.954	34.314	34.434	35.475	1:07.971									
Lap 1438	33.777	34.881	36.507	34.521	35.856	39.597									
Lap 1439	36.073	1:06.606	34.091	45.634	35.078	44.146									
Lap 1440	33.601	3:42.941	35.739	35.153	35.477	39.508									
Lap 1441	33.970	36.698	1:14.453	35.599	36.581	1:47.851									
Lap 1442	34.202	35.262	35.439	37.195	35.140	39.170									
Lap 1443	33.959	34.239	34.953	37.086	35.956	39.765									
Lap 1444	34.345	33.984	34.372	36.052	37.278	39.266									
Lap 1445	33.478	34.247	34.089	35.326	38.821	37.049									
Lap 1446	34.564	33.047	35.059	35.608	3:38.382	43.056									
Lap 1447	33.907	33.246	33.677	34.297	43.165	39.669									
Lap 1448	34.525	33.675	35.380	34.318	44.966	38.611									
Lap 1449	34.766	35.804	34.823	35.197	41.445	39.031									
Lap 1450	34.006	34.361	34.349	34.359	9:11.788	45.282									
Lap 1451	33.709	35.799	34.163	34.319	47.411	48.673									

Time	Text
------	------

Printed: 19.10.2011 18:35:47

Licensed to: M-Cup

Average race speed: 31,292

Chief of Timing & Scoring

Best Tm: 26.533, Spd: 49,523

by: (14) Team X4

Date

Margin of Victory: -- 82 Laps --

RaceTime: 24:00:19

Signed:

Final
 Final A
 Final_24 (24:00:00)

BUMOD (0.365 Km)

15.10.2011 15:00

Official Results

Pos	No.	Name	Laps	Total Tm	Diff	Gap	Best Tm	In Lap	Nat/State	Sponsor
-----	-----	------	------	----------	------	-----	---------	--------	-----------	---------

Car/Bike	13	07	17	11	14	15	09	05	04	03	01	18	10	02	06
Lap 1452	34.191	34.313	34.579	33.964	42.320	38.599									
Lap 1453	1:07.922	35.265	34.370	34.926	38.261	43.886									
Lap 1454	34.027	33.741	35.068	34.125	39.008	41.672									
Lap 1455	34.816	33.726	34.338	34.305	36.813	39.484									
Lap 1456	2:18.246	35.059	36.474	33.926	37.592	40.801									
Lap 1457	8:57.391	34.427	34.823	34.634	37.226	39.531									
Lap 1458	34.792	34.467	33.474	34.264	36.285	40.291									
Lap 1459	34.136	34.081	35.975	33.264	37.332	39.529									
Lap 1460	33.695	34.211	34.294	34.462	38.559	46.846									
Lap 1461	33.763	34.499	37.012	33.576	36.622	37.689									
Lap 1462	33.763	36.095	33.378	33.494	35.883	39.001									
Lap 1463	34.623	34.195	39.403	1:12.895	5:29.309	39.475									
Lap 1464	33.614	34.439	35.580	33.588	1:53.794	37.788									
Lap 1465	33.744	34.746	35.658	1:11.526	37.942	7:21.159									
Lap 1466	34.165	34.670	35.534	33.320	39.870	46.055									
Lap 1467	35.224	34.089	35.103	33.631	37.689	40.105									
Lap 1468	34.399	34.949	35.246	33.366	37.156	39.601									
Lap 1469	33.093	36.787	35.259	34.266	40.911	38.167									
Lap 1470	33.602	34.289	40.483	34.274	42.109	41.097									
Lap 1471	32.981	37.112	34.365	34.394	44.740	48.046									
Lap 1472	33.854	34.099	33.842	33.130	40.729	47.146									
Lap 1473	34.086	34.687	36.326	33.549	0:56.071	41.412									
Lap 1474	32.972	33.592	33.815	1:45.592	5:18.910	39.807									
Lap 1475	34.623	34.721	33.981	37.104	44.105	1:08.871									
Lap 1476	34.023	33.682	36.432	37.198	37.987	42.301									

Time	Text
------	------

Printed: 19.10.2011 18:35:47

Licensed to: M-Cup

Average race speed: 31,292

Chief of Timing & Scoring

Best Tm: 26.533, Spd: 49,523

by: (14) Team X4

Date

Margin of Victory: -- 82 Laps --

RaceTime: 24:00:19

Signed:

Final
 Final A
 Final_24 (24:00:00)

BUMOD (0.365 Km)

15.10.2011 15:00

Official Results

Pos	No.	Name	Laps	Total Tm	Diff	Gap	Best Tm	In Lap	Nat/State	Sponsor
-----	-----	------	------	----------	------	-----	---------	--------	-----------	---------

Car/Bike	13	07	17	11	14	15	09	05	04	03	01	18	10	02	06
Lap 1477	33.413	35.937	34.286	35.800	37.687	40.743									
Lap 1478	33.732	34.403	35.185	36.143	37.497	40.741									
Lap 1479	33.515	34.568	34.342	35.666	37.078	36.758									
Lap 1480	34.093	34.368	34.468	40.962	36.723	38.617									
Lap 1481	34.727	35.658	35.100	37.527	37.135	40.936									
Lap 1482	33.872	34.094	34.709	42.811	36.295	45.186									
Lap 1483	33.929	34.744	35.178	36.186	36.939	36.541									
Lap 1484	34.408	32.953	34.361	35.773	37.767	41.162									
Lap 1485	33.613	1:10.834	39.183	36.582	36.344	41.378									
Lap 1486	33.711	34.958	51.819	35.578	37.162	40.242									
Lap 1487	34.132	35.049	34.562	35.514	37.230	39.384									
Lap 1488	34.153	34.793	34.212	4:17.227	38.403	1:16.460									
Lap 1489	34.261	34.347	33.755	36.746	3:07.996	42.555									
Lap 1490	34.106	41.054	45.809	34.623	38.840	43.630									
Lap 1491	34.059	33.491	1:23.354	35.359	36.512	40.474									
Lap 1492	33.883	34.007	41.211	35.090	36.826	39.507									
Lap 1493	35.373	34.410	35.992	34.283	36.217	46.809									
Lap 1494	35.989	34.292	34.208	1:27.440	37.877	37.078									
Lap 1495	34.486	34.267	35.471	36.858	38.608	41.189									
Lap 1496	33.939	33.587	34.047	40.013	3:01.961	40.317									
Lap 1497	33.979	35.357	35.580	35.503	38.009	53.747									
Lap 1498	33.490	35.177	34.899	35.136	37.709	42.500									
Lap 1499	33.671	33.602	35.777	34.813	36.966	40.197									
Lap 1500	34.137	36.000	37.785	36.146	37.752	42.604									
Lap 1501	33.689	34.141	34.248	35.358	37.493	42.847									

Time	Text
------	------

Printed: 19.10.2011 18:35:47

Licensed to: M-Cup

Average race speed: 31,292

Chief of Timing & Scoring

Best Tm: 26.533, Spd: 49,523

by: (14) Team X4

Date

Margin of Victory: -- 82 Laps --

RaceTime: 24:00:19

Signed:

Final
 Final A
 Final_24 (24:00:00)

BUMOD (0.365 Km)

15.10.2011 15:00

Official Results

Pos	No.	Name	Laps	Total Tm	Diff	Gap	Best Tm	In Lap	Nat/State	Sponsor
-----	-----	------	------	----------	------	-----	---------	--------	-----------	---------

Car/Bike	13	07	17	11	14	15	09	05	04	03	01	18	10	02	06
Lap 1502	34.357	34.430	36.009	39.204	37.487	47.201									
Lap 1503	33.679	33.835	35.505	35.546	37.298	43.458									
Lap 1504	33.701	34.119	35.032	34.324	37.213	43.255									
Lap 1505	34.376	33.381	40.362	35.019	38.809	47.177									
Lap 1506	1:06.603	33.871	35.549	34.929	39.580	43.726									
Lap 1507	34.692	34.241	38.760	35.155	38.794	53.193									
Lap 1508	34.909	33.746	34.828	34.704	38.666	43.580									
Lap 1509	1:55.454	33.982	34.408	40.792	38.813	43.283									
Lap 1510	35.477	33.636	49.958	36.177	37.393	42.192									
Lap 1511	34.506	33.806	34.230	35.097	38.723	46.312									
Lap 1512	34.001	33.769	34.375	34.864	37.992	42.618									
Lap 1513	33.949	34.166	35.149	34.733	36.689	42.160									
Lap 1514	35.166	35.177	33.673	35.724	38.175	43.033									
Lap 1515	33.958	33.875	35.602	34.479	37.309	1:30.921									
Lap 1516	35.035	34.243	33.985	36.863	37.355	46.024									
Lap 1517	35.770	33.437	35.997	35.235	37.343	42.878									
Lap 1518	34.543	35.573	35.700	35.128	37.598	46.391									
Lap 1519	1:08.723	33.828	34.272	36.004	38.681	41.628									
Lap 1520	1:34.253	33.689	35.162	36.411	37.742	48.181									
Lap 1521	34.926	35.954	35.006	34.272	37.053	46.699									
Lap 1522	33.941	34.687	34.102	33.891	37.130	43.014									
Lap 1523	34.058	33.573	34.207	36.879	36.256	45.667									
Lap 1524	33.672	34.139	35.100	37.457	36.435	1:11.042									
Lap 1525	33.888	34.225	34.521	35.353	36.558	1:13.897									
Lap 1526	33.517	34.044	34.487	34.684	36.093	42.203									

Time	Text
------	------

Printed: 19.10.2011 18:35:47

Licensed to: M-Cup

Average race speed: 31,292

Chief of Timing & Scoring

Best Tm: 26.533, Spd: 49,523

by: (14) Team X4

Date

Margin of Victory: -- 82 Laps --

RaceTime: 24:00:19

Signed:

www.amb-it.com

Sparc 2.0



Final
 Final A
 Final_24 (24:00:00)

BUMOD (0.365 Km)

15.10.2011 15:00

Official Results

Pos	No.	Name	Laps	Total Tm	Diff	Gap	Best Tm	In Lap	Nat/State	Sponsor
-----	-----	------	------	----------	------	-----	---------	--------	-----------	---------

Car/Bike	13	07	17	11	14	15	09	05	04	03	01	18	10	02	06
Lap 1527	34.194	34.770	35.242	35.732	37.666	41.143									
Lap 1528	34.034	33.939	35.056	37.666	3:19.928	40.390									
Lap 1529	34.598	34.212	34.894	39.979	44.370	40.998									
Lap 1530	34.728	34.570	34.867	34.915	3:17.709	46.193									
Lap 1531	34.321	33.764	35.020	35.787	52.753	1:01.862									
Lap 1532	34.004	34.825	34.857	44.533	4:55.446	39.895									
Lap 1533	34.691	34.716	34.977	35.541	45.950	41.062									
Lap 1534	35.995	34.541	34.934	34.158	40.910	55.054									
Lap 1535	34.610	34.269	36.708	35.486	39.259	47.541									
Lap 1536	34.583	33.879	39.795	36.470	40.095	48.022									
Lap 1537	34.285	33.858	34.309	35.375	39.510	41.643									
Lap 1538	34.918	33.370	34.168	2:45.045	39.376	43.377									
Lap 1539	34.509	36.282	33.895	36.015	38.951	41.722									
Lap 1540	34.846	34.669	34.583	35.440	40.480	42.089									
Lap 1541	35.109	34.693	34.552	34.703	38.326	41.503									
Lap 1542	34.767	36.492	35.296	34.691	38.884	42.612									
Lap 1543	34.616	36.739	34.346	34.531	38.534	42.358									
Lap 1544	35.200	1:41.798	1:23.624	35.225	38.849	46.787									
Lap 1545	34.622	37.115	39.480	34.979	45.602	47.082									
Lap 1546	36.602	36.723	35.120	35.739	1:19.942	46.311									
Lap 1547	34.812	36.524	35.361	42.874	47.682	52.052									
Lap 1548	36.486	36.444	34.399	7:41.087	1:08.310	41.356									
Lap 1549	34.286	35.854	34.565	42.661	44.122	39.163									
Lap 1550	34.579	35.569	34.787	39.257	48.196	41.675									
Lap 1551	38.365	36.107	34.714	40.722	49.364										

Time	Text
------	------

Printed: 19.10.2011 18:35:47

Licensed to: M-Cup

Average race speed: 31,292

Chief of Timing & Scoring

Best Tm: 26.533, Spd: 49,523

by: (14) Team X4

Date

Margin of Victory: -- 82 Laps --

RaceTime: 24:00:19

Signed:

Final BUMOD (0.365 Km)
 Final A
 Final_24 (24:00:00) 15.10.2011 15:00

Official Results

Pos	No.	Name	Laps	Total Tm	Diff	Gap	Best Tm	In Lap	Nat/State	Sponsor
-----	-----	------	------	----------	------	-----	---------	--------	-----------	---------

Car/Bike	13	07	17	11	14	15	09	05	04	03	01	18	10	02	06
Lap 1552	35.292	35.841	38.000	36.132	47.781										
Lap 1553	34.475	35.524	35.428	35.152	43.965										
Lap 1554	35.434	37.053	40.217	34.605	45.178										
Lap 1555	34.390	36.742	34.744	37.803	45.239										
Lap 1556	34.562	36.910	33.956	38.569	44.987										
Lap 1557	45.010	41.219	34.584	5:10.885	46.406										
Lap 1558	35.038	35.871	35.463	37.178	42.769										
Lap 1559	35.087	35.810	34.995	35.515	43.417										
Lap 1560	2:00.014	36.224	34.554	36.001	43.319										
Lap 1561	35.871	35.811	1:09.528	35.752	44.360										
Lap 1562	3:19.945	36.077	35.004	35.162	1:09.989										
Lap 1563	35.208	35.813	34.362	35.203	44.172										
Lap 1564	34.579	36.383	35.494	36.011	43.664										
Lap 1565	34.006	34.312	35.535	35.556	44.577										
Lap 1566	34.520	35.426	35.093	40.558	1:07.674										
Lap 1567	33.597	35.612	35.656	37.342	43.825										
Lap 1568	33.894	35.149	35.729	35.059	44.593										
Lap 1569	33.809	35.300	34.408	35.562	48.875										
Lap 1570	33.292	37.417	34.353	35.907	43.260										
Lap 1571	34.163	35.707	39.489	35.497	42.314										
Lap 1572	33.485	36.281	34.801	36.271	1:35.683										
Lap 1573	33.532	35.564	34.634	54.553	48.654										
Lap 1574	34.160	36.405	36.099	35.905	44.487										
Lap 1575	33.918	36.418	34.460	34.451	49.764										
Lap 1576	33.962	34.656	34.147	35.006	41.705										

Time	Text
------	------

Printed: 19.10.2011 18:35:47

Licensed to: M-Cup

Average race speed: 31,292

Chief of Timing & Scoring

Best Tm: 26.533, Spd: 49,523

by: (14) Team X4

Date

Margin of Victory: -- 82 Laps --

RaceTime: 24:00:19

Signed:

Final
 Final A
 Final_24 (24:00:00)

BUMOD (0.365 Km)

15.10.2011 15:00

Official Results

Pos	No.	Name	Laps	Total Tm	Diff	Gap	Best Tm	In Lap	Nat/State	Sponsor
-----	-----	------	------	----------	------	-----	---------	--------	-----------	---------

Car/Bike	13	07	17	11	14	15	09	05	04	03	01	18	10	02	06
Lap 1577	33.222	35.593	40.751	34.913	41.948										
Lap 1578	33.625	35.448	36.078	34.660	48.756										
Lap 1579	34.728	34.963	33.991	34.803	48.570										
Lap 1580	33.346	34.696	34.170	1:25.501	54.677										
Lap 1581	33.857	34.479	35.642	6:07.705	58.807										
Lap 1582	33.074	35.016	35.067	36.823											
Lap 1583	33.145	35.580	34.539	35.264											
Lap 1584	33.151	36.195	35.486	38.169											
Lap 1585	34.107	35.200	35.069	35.001											
Lap 1586	33.351	34.023	34.333	51.966											
Lap 1587	33.617	35.869	35.247	34.923											
Lap 1588	37.586	34.576	35.383	34.331											
Lap 1589	35.116	37.801	35.051	35.318											
Lap 1590	35.388	34.205	3:17.044	34.394											
Lap 1591	33.076	34.975	38.027	34.731											
Lap 1592	33.417	34.922	42.243	34.961											
Lap 1593	33.213	34.935	34.306	34.067											
Lap 1594	33.488	35.029	43.599	34.616											
Lap 1595	33.892	35.397	36.055	34.852											
Lap 1596	34.001	34.784	36.575	34.046											
Lap 1597	36.759	39.077	35.859	35.250											
Lap 1598	33.532	35.332	35.036	34.367											
Lap 1599	33.638	35.531	36.933	34.597											
Lap 1600	32.818	36.159	35.079	35.047											
Lap 1601	33.238	35.500	35.338	34.569											

Time	Text
------	------

Printed: 19.10.2011 18:35:47

Licensed to: M-Cup

Average race speed: 31,292

Chief of Timing & Scoring

Best Tm: 26.533, Spd: 49,523

by: (14) Team X4

Date

Margin of Victory: -- 82 Laps --

RaceTime: 24:00:19

Signed:

www.amb-it.com

Sparc 2.0



AMB
IDENTIFICATION & TIMING **I-T**

Final BUMOD (0.365 Km)
 Final A
 Final_24 (24:00:00) 15.10.2011 15:00

Official Results

Pos	No.	Name	Laps	Total Tm	Diff	Gap	Best Tm	In Lap	Nat/State	Sponsor
-----	-----	------	------	----------	------	-----	---------	--------	-----------	---------

Car/Bike	13	07	17	11	14	15	09	05	04	03	01	18	10	02	06
Lap 1602	34.205	35.192	37.000	34.328											
Lap 1603	33.760	35.633	34.605	33.845											
Lap 1604	33.724	34.343	34.660	37.101											
Lap 1605	33.817	1:19.957	35.841	35.353											
Lap 1606	33.288	36.295	36.732	36.855											
Lap 1607	33.724	35.134	35.272	35.030											
Lap 1608	33.318	39.099	39.571	34.147											
Lap 1609	34.572	38.852	37.209	35.175											
Lap 1610	33.782	35.605	36.057	33.931											
Lap 1611	34.111	35.033	44.081	34.494											
Lap 1612	33.056	37.328	47.983	2:24.902											
Lap 1613	33.504	34.633	56.519	37.270											
Lap 1614	34.589	35.917	1:45.792	36.034											
Lap 1615	33.809	34.543	35.129	36.005											
Lap 1616	34.412	34.929	43.631	35.587											
Lap 1617	33.990	36.457	5:41.118	36.234											
Lap 1618	33.892	36.133	36.852	35.746											
Lap 1619	33.609	41.482	40.371	34.201											
Lap 1620	33.532	34.884	37.623	39.950											
Lap 1621	34.581	35.947	36.286	35.182											
Lap 1622	1:37.926	35.692	35.834	36.397											
Lap 1623	35.227	35.118	35.571	35.335											
Lap 1624	35.221	37.719	34.631	36.313											
Lap 1625	35.538	35.443	45.464	35.822											
Lap 1626	36.020	35.100	39.284	37.550											

Time	Text
------	------

Printed: 19.10.2011 18:35:47

Licensed to: M-Cup

Average race speed: 31,292

Chief of Timing & Scoring

Best Tm: 26.533, Spd: 49,523

by: (14) Team X4

Date

Margin of Victory: -- 82 Laps --

RaceTime: 24:00:19

Signed:

Final BUMOD (0.365 Km)
 Final A
 Final_24 (24:00:00) 15.10.2011 15:00

Official Results

Pos	No.	Name	Laps	Total Tm	Diff	Gap	Best Tm	In Lap	Nat/State	Sponsor
-----	-----	------	------	----------	------	-----	---------	--------	-----------	---------

Car/Bike	13	07	17	11	14	15	09	05	04	03	01	18	10	02	06
Lap 1627	37.188	35.433	34.507	36.141											
Lap 1628	35.894	34.686	39.183	35.563											
Lap 1629	34.152	34.557	34.235	36.514											
Lap 1630	35.257	36.197	34.547	34.735											
Lap 1631	35.036	35.556	34.507	35.647											
Lap 1632	34.861	36.027	3:34.115	35.169											
Lap 1633	34.819	40.239	57.777	35.312											
Lap 1634	35.582	35.619	38.340	39.376											
Lap 1635	34.927	35.335	37.570	36.783											
Lap 1636	35.258	35.608	36.286	38.161											
Lap 1637	35.139	34.687	37.553	36.237											
Lap 1638	34.749	36.280	37.705	35.733											
Lap 1639	34.130	36.677	37.229	34.534											
Lap 1640	34.847	36.238	2:33.292	36.914											
Lap 1641	35.610	35.005	35.766	34.607											
Lap 1642	34.040	35.497	35.377	36.116											
Lap 1643	35.207	35.845	54.019	36.266											
Lap 1644	35.289	1:19.591	34.183	1:49.158											
Lap 1645	35.984	39.402	36.119	37.697											
Lap 1646	34.355	35.943	33.521	36.813											
Lap 1647	33.956	37.168	34.660	38.358											
Lap 1648	35.158	41.104	34.237	36.203											
Lap 1649	34.055	36.906	34.202	36.637											
Lap 1650	35.001	36.675	34.294	51.389											
Lap 1651	35.032	37.297	35.754	35.186											

Time	Text
------	------

Printed: 19.10.2011 18:35:47

Licensed to: M-Cup

Average race speed: 31,292

Chief of Timing & Scoring

Best Tm: 26.533, Spd: 49,523

by: (14) Team X4

Date

Margin of Victory: -- 82 Laps --

RaceTime: 24:00:19

Signed:

Final
 Final A
 Final_24 (24:00:00)

BUMOD (0.365 Km)

15.10.2011 15:00

Official Results

Pos	No.	Name	Laps	Total Tm	Diff	Gap	Best Tm	In Lap	Nat/State	Sponsor
-----	-----	------	------	----------	------	-----	---------	--------	-----------	---------

Car/Bike	13	07	17	11	14	15	09	05	04	03	01	18	10	02	06
Lap 1652	34.291	36.203	34.887	35.654											
Lap 1653	33.592	36.152	1:08.121	35.347											
Lap 1654	34.892	36.580	35.475	1:11.599											
Lap 1655	35.365	36.937	35.408	36.435											
Lap 1656	35.778	37.320	34.405	34.917											
Lap 1657	34.514	37.381	34.788	36.136											
Lap 1658	34.089	36.745	34.663	35.534											
Lap 1659	35.177	47.037	36.028	35.600											
Lap 1660	34.282	35.396	1:11.955	36.199											
Lap 1661	34.192	36.423	34.531	35.579											
Lap 1662	34.976	35.394	34.915	34.771											
Lap 1663	34.610	36.788	35.013	36.036											
Lap 1664	36.205	36.030	34.955	36.323											
Lap 1665	35.232	36.381	0:39.998	35.304											
Lap 1666	35.842	36.997	39.107	2:21.762											
Lap 1667	35.694	38.964	36.791	35.564											
Lap 1668	36.336	36.655	36.980	2:59.396											
Lap 1669	33.987	40.060	36.609	2:32.114											
Lap 1670	35.310	41.918	37.645	37.340											
Lap 1671	35.113	37.506	37.409	36.412											
Lap 1672	35.351	3:27.589	36.330	37.555											
Lap 1673	34.334	45.242	36.013	36.434											
Lap 1674	34.453	37.523	36.174	36.765											
Lap 1675	34.983	37.177	36.832	36.787											
Lap 1676	34.477	36.513	36.608	38.002											

Time	Text
------	------

Printed: 19.10.2011 18:35:47

Licensed to: M-Cup

Average race speed: 31,292

Chief of Timing & Scoring

Best Tm: 26.533, Spd: 49,523

by: (14) Team X4

Date

Margin of Victory: -- 82 Laps --

RaceTime: 24:00:19

Signed:

Final BUMOD (0.365 Km)
 Final A
 Final_24 (24:00:00) 15.10.2011 15:00

Official Results

Pos	No.	Name	Laps	Total Tm	Diff	Gap	Best Tm	In Lap	Nat/State	Sponsor
-----	-----	------	------	----------	------	-----	---------	--------	-----------	---------

Car/Bike	13	07	17	11	14	15	09	05	04	03	01	18	10	02	06
Lap 1677	34.615	35.811	37.213	36.976											
Lap 1678	33.677	36.264	35.883	1:13.789											
Lap 1679	34.771	37.055	36.555	37.325											
Lap 1680	35.035	36.221	36.120	37.003											
Lap 1681	1:30.871	35.635	36.897	37.705											
Lap 1682	35.764	36.755	36.886	37.326											
Lap 1683	34.232	36.474	37.024	37.290											
Lap 1684	34.655	37.388	36.749	37.112											
Lap 1685	34.342	36.709	36.536	1:14.536											
Lap 1686	34.250	36.209	37.203	1:14.888											
Lap 1687	33.310	36.344	36.620	36.932											
Lap 1688	33.901	36.272	37.227	1:16.446											
Lap 1689	33.877	35.863	37.033	3:32.834											
Lap 1690	33.492	36.856	37.526	39.988											
Lap 1691	3:51.030	36.153	37.163	37.896											
Lap 1692	35.979	36.121	37.727	37.446											
Lap 1693	35.244	35.287	36.832	36.000											
Lap 1694	34.535	36.613	36.895	36.042											
Lap 1695	34.982	36.549	36.953	36.598											
Lap 1696	34.120	36.600	36.298	37.081											
Lap 1697	34.746	36.507	36.465	36.206											
Lap 1698	34.122	35.824	36.659	36.425											
Lap 1699	34.414	35.980	37.056	36.632											
Lap 1700	34.882	37.399	37.230	37.452											
Lap 1701	34.344	36.442	36.605	36.658											

Time	Text
------	------

Printed: 19.10.2011 18:35:47

Licensed to: M-Cup

Average race speed: 31,292

Chief of Timing & Scoring

Best Tm: 26.533, Spd: 49,523

by: (14) Team X4

Date

Margin of Victory: -- 82 Laps --


RaceTime: 24:00:19

Signed:

MCD 24 H

group 1

Final BUMOD (0.365 Km)
Final A
Final_24 (24:00:00) 15.10.2011 15:00



Official Results

Pos	No.	Name	Laps	Total Tm	Diff	Gap	Best Tm	In Lap	Nat/State	Sponsor
-----	-----	------	------	----------	------	-----	---------	--------	-----------	---------

Car/Bike	13	07	17	11	14	15	09	05	04	03	01	18	10	02	06
Lap 1702	34.125	36.557	37.072	36.117											
Lap 1703	33.863	37.104	37.438	37.233											
Lap 1704	34.194	36.483	37.188	36.748											
Lap 1705	34.115	36.717	37.082	36.552											
Lap 1706	35.712	37.482	36.985	36.218											
Lap 1707	35.551	36.040	36.526	37.075											
Lap 1708	35.119	36.359	37.186	36.753											
Lap 1709	34.029	36.911	37.713	37.062											
Lap 1710	35.140	36.919	37.464	36.941											
Lap 1711	38.370	36.340	37.187	37.076											
Lap 1712	35.642	36.133	37.465	38.137											
Lap 1713	34.206	36.275	37.208	36.688											
Lap 1714	34.247	37.300	37.643	38.155											
Lap 1715	33.813	35.712	37.335	37.872											
Lap 1716	34.811	37.358	37.889	37.704											
Lap 1717	34.333	35.962	37.300	45.115											
Lap 1718	35.626	37.004	37.220	40.274											
Lap 1719	34.457	36.648	37.512	39.974											
Lap 1720	35.234	37.428	37.952	37.890											
Lap 1721	33.953	36.635	37.343	37.771											
Lap 1722	33.964	37.155	37.296	39.952											
Lap 1723	34.707	36.485	1:19.217	39.015											
Lap 1724	34.234	36.918	39.125	38.356											
Lap 1725	35.150	37.408	38.300	38.108											
Lap 1726	35.559	37.500	38.431	38.311											

Time	Text
------	------

Printed: 19.10.2011 18:35:47

Licensed to: M-Cup

Average race speed: 31,292
Best Tm: 26.533, Spd: 49,523
Margin of Victory: -- 82 Laps --

by: (14) Team X4
RaceTime: 24:00:19

Chief of Timing & Scoring
Date
Signed:

MCD 24 H

group 1

Final BUMOD (0.365 Km)

Final A

Final_24 (24:00:00)

15.10.2011 15:00

Official Results

Pos	No.	Name	Laps	Total Tm	Diff	Gap	Best Tm	In Lap	Nat/State	Sponsor
-----	-----	------	------	----------	------	-----	---------	--------	-----------	---------

Car/Bike	13	07	17	11	14	15	09	05	04	03	01	18	10	02	06
Lap 1727	34.350	1:12.585	36.315	37.973											
Lap 1728	33.981	39.957	37.961	38.298											
Lap 1729	35.009	37.590	37.972	38.928											
Lap 1730	33.709	37.192	37.677	39.180											
Lap 1731	33.335	37.619	37.124	38.533											
Lap 1732	34.743	36.821	37.685	38.136											
Lap 1733	34.262	37.205	37.040	37.427											
Lap 1734	1:32.187	37.364	37.928	38.258											
Lap 1735	36.664	37.108	37.807	43.813											
Lap 1736	35.638	36.791	36.424	39.102											
Lap 1737	34.398	36.803	37.349	38.131											
Lap 1738	35.528	36.998	37.009	38.488											
Lap 1739	36.029	41.836	37.329	39.833											
Lap 1740	34.769	37.488	37.283	38.809											
Lap 1741	35.734	37.020	37.306	38.241											
Lap 1742	35.263	37.148	38.029	38.013											
Lap 1743	35.395	36.675	37.571	39.270											
Lap 1744	35.368	37.468	38.179	38.004											
Lap 1745	35.348	36.754	37.602	39.632											
Lap 1746	36.460	37.481	37.351	38.393											
Lap 1747	34.933	39.172	38.416	38.896											
Lap 1748	35.423	37.778	36.954	39.399											
Lap 1749	34.470	36.808	36.776	38.792											
Lap 1750	35.574	37.762	38.034	1:22.543											
Lap 1751	35.427	37.658	37.352	42.644											

Time	Text
------	------

Printed: 19.10.2011 18:35:47

Licensed to: M-Cup

Average race speed: 31,292

Chief of Timing & Scoring

Best Tm: 26.533, Spd: 49,523

by: (14) Team X4

Date

Margin of Victory: -- 82 Laps --

RaceTime: 24:00:19

Signed:

www.amb-it.com

Sparc 2.0



MCD 24 H

group 1

Final

BUMOD (0.365 Km)

Final A

Final_24 (24:00:00)

15.10.2011 15:00

Official Results

Pos	No.	Name	Laps	Total Tm	Diff	Gap	Best Tm	In Lap	Nat/State	Sponsor
-----	-----	------	------	----------	------	-----	---------	--------	-----------	---------

Car/Bike	13	07	17	11	14	15	09	05	04	03	01	18	10	02	06
Lap 1752	34.906	36.588	37.060	0:53.121											
Lap 1753	35.544	37.007	37.552	41.646											
Lap 1754	36.218	37.853	37.201	38.441											
Lap 1755	36.000	36.774	37.426	37.764											
Lap 1756	35.839	37.276	37.448	1:05.137											
Lap 1757	36.396	37.281	36.450	38.293											
Lap 1758	35.561	36.548	37.915	38.131											
Lap 1759	35.895	37.970	37.698	38.748											
Lap 1760	34.758	36.946	43.169	3:28.431											
Lap 1761	36.179	38.045	38.060	41.378											
Lap 1762	35.815	40.051	36.618	36.504											
Lap 1763	40.080	37.196	36.814	35.691											
Lap 1764	36.474	36.995	37.137	35.833											
Lap 1765	36.192	36.522	36.764	35.700											
Lap 1766	36.316	37.167	37.125	35.311											
Lap 1767	37.847	36.072	35.984	34.709											
Lap 1768	36.777	36.396	37.457	35.274											
Lap 1769	36.013	35.633	36.643	34.750											
Lap 1770	36.712	36.603	36.125	36.756											
Lap 1771	39.502	36.414	1:08.702	35.340											
Lap 1772	36.403	37.481	37.254	35.655											
Lap 1773	36.217	36.343	37.189	34.954											
Lap 1774	35.743	37.035	37.959	35.481											
Lap 1775	36.865	36.473	37.221	38.644											
Lap 1776	39.315	37.107	37.948	35.164											

Time	Text
------	------

Printed: 19.10.2011 18:35:47

Licensed to: M-Cup

Average race speed: 31,292

Chief of Timing & Scoring

Best Tm: 26.533, Spd: 49,523

by: (14) Team X4

Date

Margin of Victory: -- 82 Laps --

RaceTime: 24:00:19

Signed:

www.amb-it.com

Sparc 2.0



Final
 Final A
 Final_24 (24:00:00)

BUMOD (0.365 Km)

15.10.2011 15:00

Official Results

Pos	No.	Name	Laps	Total Tm	Diff	Gap	Best Tm	In Lap	Nat/State	Sponsor
-----	-----	------	------	----------	------	-----	---------	--------	-----------	---------

Car/Bike	13	07	17	11	14	15	09	05	04	03	01	18	10	02	06
Lap 1777	37.217	36.893	37.467	34.955											
Lap 1778	37.629	36.686	37.833	34.971											
Lap 1779	36.709	36.567	37.305	34.409											
Lap 1780	36.756	37.527	36.841	40.209											
Lap 1781	43.051	1:33.346	36.466	38.453											
Lap 1782	6:00.269	39.382	36.532	36.203											
Lap 1783	38.142	38.460	36.739	36.242											
Lap 1784	36.992	36.798	38.236	8:38.591											
Lap 1785	36.159	36.694	38.300	37.315											
Lap 1786	37.010	36.964	37.458	38.005											
Lap 1787	37.984	37.888	36.746	36.726											
Lap 1788	36.354	38.166	36.957	1:54.719											
Lap 1789	36.756	36.938	36.376	37.597											
Lap 1790	37.431	37.548	36.901	2:30.383											
Lap 1791	36.247	37.028	36.415	3:02.176											
Lap 1792	36.270	37.289	37.642	36.183											
Lap 1793	36.976	37.277	42.576	36.116											
Lap 1794	36.929	37.301	37.482	36.517											
Lap 1795	36.377	37.496	37.010	36.618											
Lap 1796	36.571	36.457	36.976	37.354											
Lap 1797	36.855	37.560	37.139	36.281											
Lap 1798	36.382	36.826	36.920	37.026											
Lap 1799	36.525	36.860	36.089	36.398											
Lap 1800	36.961	37.561	36.224	3:55.120											
Lap 1801	36.299	36.911	36.713	1:50.831											

Time	Text
------	------

Printed: 19.10.2011 18:35:47

Licensed to: M-Cup

Average race speed: 31,292

Chief of Timing & Scoring

Best Tm: 26.533, Spd: 49,523

by: (14) Team X4

Date

Margin of Victory: -- 82 Laps --

RaceTime: 24:00:19

Signed:

MCD 24 H

group 1

Final

BUMOD (0.365 Km)

Final A

Final_24 (24:00:00)

15.10.2011 15:00

Official Results

Pos	No.	Name	Laps	Total Tm	Diff	Gap	Best Tm	In Lap	Nat/State	Sponsor
-----	-----	------	------	----------	------	-----	---------	--------	-----------	---------

Car/Bike	13	07	17	11	14	15	09	05	04	03	01	18	10	02	06
Lap 1802	36.503	36.741	37.458	1:15.587											
Lap 1803	37.009	36.749	36.444	1:50.340											
Lap 1804	36.354	37.383	36.518	36.215											
Lap 1805	36.615	36.369	36.665	1:14.101											
Lap 1806	36.987	38.448	37.186	1:17.230											
Lap 1807	37.193	36.809	38.611	2:01.827											
Lap 1808	36.787	38.804	36.297	37.812											
Lap 1809	36.954	37.757	35.802	37.869											
Lap 1810	37.504	48.864	35.746	38.143											
Lap 1811	37.326	39.038	38.961	1:13.454											
Lap 1812	36.951	37.347	35.340	8:36.571											
Lap 1813	36.564	36.456	35.796	40.270											
Lap 1814	37.032	36.673	35.621	37.640											
Lap 1815	36.750	36.316	35.346	37.695											
Lap 1816	37.019	35.997	35.872	37.101											
Lap 1817	37.835	36.727	35.210	38.600											
Lap 1818	37.364	37.043	35.314	38.485											
Lap 1819	36.813	39.076	39.188	37.647											
Lap 1820	37.562	36.265	35.035	38.099											
Lap 1821	36.615	35.443	1:11.341	36.891											
Lap 1822	37.754	36.124	42.642	37.544											
Lap 1823	36.638	35.782	38.686	37.307											
Lap 1824	37.918	35.596	38.801	37.707											
Lap 1825	37.332	37.964	39.882	37.870											
Lap 1826	36.728	36.007	39.950	37.892											

Time	Text
------	------

Printed: 19.10.2011 18:35:47

Licensed to: M-Cup

Average race speed: 31,292

Chief of Timing & Scoring

Best Tm: 26.533, Spd: 49,523

by: (14) Team X4

Date

Margin of Victory: -- 82 Laps --

RaceTime: 24:00:19

Signed:

www.amb-it.com

Sparc 2.0



Final BUMOD (0.365 Km)
 Final A
 Final_24 (24:00:00) 15.10.2011 15:00

Official Results

Pos	No.	Name	Laps	Total Tm	Diff	Gap	Best Tm	In Lap	Nat/State	Sponsor
-----	-----	------	------	----------	------	-----	---------	--------	-----------	---------

Car/Bike	13	07	17	11	14	15	09	05	04	03	01	18	10	02	06
Lap 1827	36.948	35.510	1:16.180	36.338											
Lap 1828	37.935	35.416	37.650	38.505											
Lap 1829	37.293	35.521	38.663	1:55.458											
Lap 1830	1:43.224	35.608	38.020	1:14.892											
Lap 1831	39.025	37.654	36.693	37.881											
Lap 1832	38.887	34.215	37.823	4:36.640											
Lap 1833	38.448	39.684	1:19.897	40.455											
Lap 1834	39.463	35.175	38.725	37.123											
Lap 1835	37.021	39.877	38.368	37.604											
Lap 1836	38.786	34.889	39.553	40.907											
Lap 1837	37.659	35.602	37.837	38.130											
Lap 1838	37.844	36.801	39.128	38.660											
Lap 1839	38.037	36.016	38.932	42.752											
Lap 1840	37.298	34.930	36.729	37.827											
Lap 1841	38.109	35.478	36.596	40.654											
Lap 1842	39.085	35.599	37.591	38.023											
Lap 1843	38.166	37.417	38.696	42.434											
Lap 1844	37.827	35.428	37.763	38.511											
Lap 1845	37.454	35.336	39.394	37.823											
Lap 1846	37.797	1:23.430	37.644	38.391											
Lap 1847	36.859	39.378	35.541	36.560											
Lap 1848	37.549	38.336	37.690	37.747											
Lap 1849	41.233	35.754	37.116	42.011											
Lap 1850	38.897	35.660	37.709	38.269											
Lap 1851	36.883	34.243	39.176	37.133											

Time	Text
------	------

Printed: 19.10.2011 18:35:47

Licensed to: M-Cup

Average race speed: 31,292

Chief of Timing & Scoring

Best Tm: 26.533, Spd: 49,523

by: (14) Team X4

Date

Margin of Victory: -- 82 Laps --

RaceTime: 24:00:19

Signed:

Final BUMOD (0.365 Km)
 Final A
 Final_24 (24:00:00) 15.10.2011 15:00

Official Results

Pos	No.	Name	Laps	Total Tm	Diff	Gap	Best Tm	In Lap	Nat/State	Sponsor
-----	-----	------	------	----------	------	-----	---------	--------	-----------	---------

Car/Bike	13	07	17	11	14	15	09	05	04	03	01	18	10	02	06
Lap 1852	38.272	35.470	37.983	38.824											
Lap 1853	37.092	36.251	37.470	39.942											
Lap 1854	36.455	34.844	37.449	41.489											
Lap 1855	36.980	34.674	38.665	41.686											
Lap 1856	37.109	35.024	39.452	41.693											
Lap 1857	36.727	34.436	40.295	40.378											
Lap 1858	36.865	36.289	38.028	40.501											
Lap 1859	37.223	35.922	38.343	46.344											
Lap 1860	36.538	35.576	39.072	38.830											
Lap 1861	38.262	35.185	39.231	38.587											
Lap 1862	36.391	36.982	39.349	38.539											
Lap 1863	38.651	35.736	39.826	38.948											
Lap 1864	36.067	37.249	40.085	39.622											
Lap 1865	36.391	36.204	1:21.074	37.092											
Lap 1866	36.034	34.756	41.362	36.590											
Lap 1867	37.357	36.717	43.677	37.916											
Lap 1868	38.688	37.277	45.081	37.088											
Lap 1869	36.685	36.790	39.886												
Lap 1870	37.219	41.502	41.095												
Lap 1871	36.430	37.199	46.762												
Lap 1872	36.101	37.635	40.402												
Lap 1873	36.466	36.184	41.150												
Lap 1874	39.063	35.236	39.255												
Lap 1875	38.126	35.207	40.344												
Lap 1876	38.790	38.401	47.309												

Time	Text
------	------

Printed: 19.10.2011 18:35:47

Licensed to: M-Cup

Average race speed: 31,292

Chief of Timing & Scoring

Best Tm: 26.533, Spd: 49,523

by: (14) Team X4

Date

Margin of Victory: -- 82 Laps --

RaceTime: 24:00:19

Signed:

Final
 Final A
 Final_24 (24:00:00)

BUMOD (0.365 Km)

15.10.2011 15:00

Official Results

Pos	No.	Name	Laps	Total Tm	Diff	Gap	Best Tm	In Lap	Nat/State	Sponsor
-----	-----	------	------	----------	------	-----	---------	--------	-----------	---------

Car/Bike	13	07	17	11	14	15	09	05	04	03	01	18	10	02	06
Lap 1877	36.371	36.992	43.931												
Lap 1878	37.078	35.779	42.246												
Lap 1879	36.744	35.459	42.669												
Lap 1880	35.764	38.523	46.845												
Lap 1881	37.198	36.130	38.584												
Lap 1882	36.052	35.518	38.255												
Lap 1883	37.818	36.559	37.919												
Lap 1884	37.738	34.903	40.037												
Lap 1885	7:57.767	37.577	37.279												
Lap 1886	4:46.554	36.603	36.980												
Lap 1887	37.665	37.179	36.671												
Lap 1888	36.910	36.463	37.421												
Lap 1889	36.801	35.854	36.568												
Lap 1890	36.193	35.018	37.311												
Lap 1891	36.290	36.252	37.393												
Lap 1892	36.204	36.029	37.032												
Lap 1893	35.459	35.549	36.806												
Lap 1894	35.854	35.385	38.184												
Lap 1895	35.672	36.437	39.424												
Lap 1896	40.061	36.689	38.358												
Lap 1897	36.505	37.661	37.953												
Lap 1898	36.012	36.049	38.145												
Lap 1899	34.967	36.763	38.694												
Lap 1900	36.465	35.766	37.928												
Lap 1901	36.692	1:18.213	39.315												

Time	Text
------	------

Printed: 19.10.2011 18:35:47

Licensed to: M-Cup

Average race speed: 31,292

Chief of Timing & Scoring

Best Tm: 26.533, Spd: 49,523

by: (14) Team X4

Date

Margin of Victory: -- 82 Laps --

RaceTime: 24:00:19

Signed:

www.amb-it.com

Sparc 2.0


AMB
 IDENTIFICATION & TIMING **I-T**

Final
 Final A
 Final_24 (24:00:00)

BUMOD (0.365 Km)

15.10.2011 15:00

Official Results

Pos	No.	Name	Laps	Total Tm	Diff	Gap	Best Tm	In Lap	Nat/State	Sponsor
-----	-----	------	------	----------	------	-----	---------	--------	-----------	---------

Car/Bike	13	07	17	11	14	15	09	05	04	03	01	18	10	02	06
Lap 1902	42.968	49.959	38.622												
Lap 1903	36.927	42.292	38.908												
Lap 1904	35.420	42.127	39.758												
Lap 1905	35.551	40.272	39.606												
Lap 1906	35.259	40.395	39.552												
Lap 1907	36.268	41.331	38.574												
Lap 1908	37.481	40.432	38.849												
Lap 1909	35.306	39.417	40.188												
Lap 1910	36.868	40.959	39.402												
Lap 1911	34.883	40.056	39.098												
Lap 1912	35.367	39.527	39.239												
Lap 1913	35.264	39.937	39.477												
Lap 1914	35.189	43.688	1:23.321												
Lap 1915	33.737	40.952	38.833												
Lap 1916	34.821	39.209	39.439												
Lap 1917	34.239	40.260	39.381												
Lap 1918	34.166	40.027	39.343												
Lap 1919	35.110	41.602	38.365												
Lap 1920	36.739	40.428	39.449												
Lap 1921	37.045	41.664	38.753												
Lap 1922	37.171	44.031	38.513												
Lap 1923	1:21.634	41.191	38.723												
Lap 1924	35.970	41.698	38.298												
Lap 1925	36.290	43.584	38.359												
Lap 1926	34.802	39.849	37.446												

Time	Text
------	------

Printed: 19.10.2011 18:35:47

Licensed to: M-Cup

Average race speed: 31,292

Chief of Timing & Scoring

Best Tm: 26.533, Spd: 49,523

by: (14) Team X4

Date

Margin of Victory: -- 82 Laps --

RaceTime: 24:00:19

Signed:

Final BUMOD (0.365 Km)
 Final A
 Final_24 (24:00:00) 15.10.2011 15:00

Official Results

Pos	No.	Name	Laps	Total Tm	Diff	Gap	Best Tm	In Lap	Nat/State	Sponsor
-----	-----	------	------	----------	------	-----	---------	--------	-----------	---------

Car/Bike	13	07	17	11	14	15	09	05	04	03	01	18	10	02	06
Lap 1927	34.783	43.709	37.412												
Lap 1928	34.375	41.752	38.999												
Lap 1929	34.534	42.867	43.383												
Lap 1930	36.975	40.172	37.380												
Lap 1931	34.693	40.455	38.069												
Lap 1932	35.052	40.527	38.438												
Lap 1933	34.868	40.602	39.047												
Lap 1934	35.643	39.740	38.415												
Lap 1935	36.022	40.324	41.138												
Lap 1936	35.466	39.269	45.309												
Lap 1937	36.731	45.996	43.166												
Lap 1938	35.491	41.109	50.552												
Lap 1939	36.579	1:32.179	41.154												
Lap 1940	35.213	40.809	39.180												
Lap 1941	35.173	39.404	38.972												
Lap 1942	35.171	38.563	38.974												
Lap 1943	36.146	38.702	39.998												
Lap 1944	35.169	38.706	39.675												
Lap 1945	34.907	38.539	38.836												
Lap 1946	34.670	38.314	38.545												
Lap 1947	34.470	39.545	43.367												
Lap 1948	35.200	37.419	39.513												
Lap 1949	35.967	38.082	46.913												
Lap 1950	36.257	38.501	38.380												
Lap 1951	37.123	43.648	38.449												

Time	Text
------	------

Printed: 19.10.2011 18:35:47

Licensed to: M-Cup

Average race speed: 31,292

Chief of Timing & Scoring

Best Tm: 26.533, Spd: 49,523

by: (14) Team X4

Date

Margin of Victory: -- 82 Laps --

RaceTime: 24:00:19

Signed:

Final BUMOD (0.365 Km)
 Final A
 Final_24 (24:00:00) 15.10.2011 15:00

Official Results

Pos	No.	Name	Laps	Total Tm	Diff	Gap	Best Tm	In Lap	Nat/State	Sponsor
-----	-----	------	------	----------	------	-----	---------	--------	-----------	---------

Car/Bike	13	07	17	11	14	15	09	05	04	03	01	18	10	02	06
Lap 1952	35.588	38.117	40.261												
Lap 1953	36.295	38.016	44.371												
Lap 1954	36.176	37.525	39.128												
Lap 1955	35.845	37.990	39.267												
Lap 1956	36.488	38.084	38.376												
Lap 1957	35.174	37.626	38.222												
Lap 1958	35.206	37.004	40.062												
Lap 1959	37.159	37.611	42.439												
Lap 1960	35.816	36.864													
Lap 1961	35.039	37.419													
Lap 1962	35.502	38.014													
Lap 1963	35.118	37.902													
Lap 1964	35.718	42.159													
Lap 1965	39.764	49.433													
Lap 1966	38.257	39.434													
Lap 1967	37.706	40.727													
Lap 1968	35.832	39.024													
Lap 1969	36.019	39.881													
Lap 1970	36.018	37.949													
Lap 1971	35.232	38.135													
Lap 1972	34.711	39.452													
Lap 1973	5:58.697	38.102													
Lap 1974	38.286	46.004													
Lap 1975	37.481	38.917													
Lap 1976	36.763	38.954													

Time	Text
------	------

Printed: 19.10.2011 18:35:47

Licensed to: M-Cup

Average race speed: 31,292

Chief of Timing & Scoring

Best Tm: 26.533, Spd: 49,523

by: (14) Team X4

Date

Margin of Victory: -- 82 Laps --

RaceTime: 24:00:19

Signed:

Final BUMOD (0.365 Km)
 Final A
 Final_24 (24:00:00) 15.10.2011 15:00

Official Results

Pos	No.	Name	Laps	Total Tm	Diff	Gap	Best Tm	In Lap	Nat/State	Sponsor
-----	-----	------	------	----------	------	-----	---------	--------	-----------	---------

Car/Bike	13	07	17	11	14	15	09	05	04	03	01	18	10	02	06
Lap 1977	37.155														
Lap 1978	36.378														
Lap 1979	36.782														
Lap 1980	36.581														
Lap 1981	36.379														
Lap 1982	36.441														
Lap 1983	35.551														
Lap 1984	36.047														
Lap 1985	36.483														
Lap 1986	35.660														
Lap 1987	35.719														
Lap 1988	35.821														
Lap 1989	36.868														
Lap 1990	35.820														
Lap 1991	36.004														
Lap 1992	37.555														
Lap 1993	37.240														
Lap 1994	36.785														
Lap 1995	36.327														
Lap 1996	36.683														
Lap 1997	37.781														
Lap 1998	37.453														
Lap 1999	37.142														
Lap 2000	39.953														
Lap 2001	39.920														

Time	Text
------	------

Printed: 19.10.2011 18:35:47

Licensed to: M-Cup

Average race speed: 31,292

Chief of Timing & Scoring

Best Tm: 26.533, Spd: 49,523

by: (14) Team X4

Date

Margin of Victory: -- 82 Laps --


RaceTime: 24:00:19

Signed:

MCD 24 H

group 1

Final BUMOD (0.365 Km)
Final A
Final_24 (24:00:00) 15.10.2011 15:00



Official Results

Pos	No.	Name	Laps	Total Tm	Diff	Gap	Best Tm	In Lap	Nat/State	Sponsor
-----	-----	------	------	----------	------	-----	---------	--------	-----------	---------

Car/Bike	13	07	17	11	14	15	09	05	04	03	01	18	10	02	06
Lap 2002	39.441														
Lap 2003	39.938														
Lap 2004	39.915														
Lap 2005	40.350														
Lap 2006	39.783														
Lap 2007	39.805														
Lap 2008	40.032														
Lap 2009	40.947														
Lap 2010	41.523														
Lap 2011	1:22.622														
Lap 2012	46.796														
Lap 2013	41.769														
Lap 2014	42.525														
Lap 2015	42.418														
Lap 2016	42.790														
Lap 2017	43.288														
Lap 2018	42.478														
Lap 2019	41.974														
Lap 2020	41.521														
Lap 2021	40.519														
Lap 2022	40.533														
Lap 2023	40.112														
Lap 2024	39.133														
Lap 2025	39.580														
Lap 2026	38.635														

Time	Text
------	------

Printed: 19.10.2011 18:35:47 Licensed to: M-Cup

Average race speed: 31,292
 Best Tm: 26.533, Spd: 49,523
 Margin of Victory: -- 82 Laps --

by: (14) Team X4
 RaceTime: 24:00:19

Chief of Timing & Scoring
 Date
 Signed:



Final BUMOD (0.365 Km)
 Final A
 Final_24 (24:00:00) 15.10.2011 15:00

Official Results

Pos	No.	Name	Laps	Total Tm	Diff	Gap	Best Tm	In Lap	Nat/State	Sponsor
-----	-----	------	------	----------	------	-----	---------	--------	-----------	---------

Car/Bike	13	07	17	11	14	15	09	05	04	03	01	18	10	02	06
Lap 2027	41.012														
Lap 2028	39.021														
Lap 2029	38.450														
Lap 2030	37.163														
Lap 2031	39.246														
Lap 2032	38.438														
Lap 2033	39.080														
Lap 2034	39.751														
Lap 2035	37.583														
Lap 2036	39.069														
Lap 2037	38.761														
Lap 2038	39.087														
Lap 2039	37.910														
Lap 2040	38.428														
Lap 2041	37.552														
Lap 2042	38.859														
Lap 2043	37.800														
Lap 2044	38.987														
Lap 2045	39.437														
Lap 2046	40.040														
Lap 2047	38.955														
Lap 2048	38.885														
Lap 2049	37.957														
Lap 2050	38.356														
Lap 2051	38.704														

Time	Text
------	------

Printed: 19.10.2011 18:35:47

Licensed to: M-Cup

Average race speed: 31,292

Chief of Timing & Scoring

Best Tm: 26.533, Spd: 49,523

by: (14) Team X4

Date

Margin of Victory: -- 82 Laps --


RaceTime: 24:00:19

Signed:

MCD 24 H

group 1

Final BUMOD (0.365 Km)
Final A
Final_24 (24:00:00) 15.10.2011 15:00



Official Results

Pos	No.	Name	Laps	Total Tm	Diff	Gap	Best Tm	In Lap	Nat/State	Sponsor
-----	-----	------	------	----------	------	-----	---------	--------	-----------	---------

Car/Bike	13	07	17	11	14	15	09	05	04	03	01	18	10	02	06
Lap 2052	37.710														
Lap 2053	36.568														
Lap 2054	36.874														
Lap 2055	37.520														
Lap 2056	38.114														
Lap 2057	36.056														
Lap 2058	38.722														

Time	Text
------	------

Printed: 19.10.2011 18:35:47 Licensed to: M-Cup

Average race speed: 31,292
Best Tm: 26.533, Spd: 49,523
Margin of Victory: -- 82 Laps --

by: (14) Team X4
RaceTime: 24:00:19

Chief of Timing & Scoring
Date
Signed:

