



## eFuel 1200W/50A Power Supply (SK200015)




### Heavy Duty, high Power eFuel 1200W/50A Power Supply


With 1200W outputs, adjustable output voltage from 15-30V and active PFC, it is the most advanced power supply you will find anywhere. 1200W of output is ideal for a variety of high powered chargers, and three outputs allow you to simultaneously operate multiple chargers or other devices. An input voltage range of 100-240V makes it ready for worldwide compatibility with no setting required, and the DC output voltage is flexible: simply turn the dial to adjust the voltage to suit your setup-digital readouts give you an instant look at your output voltage and current. Active power factor correction and a compact frame make this a great power supply to take to the field and use with a generator.

All-new Design











## Active PFC

Active PFC Design: smaller AC input current, less interference, and conform to CE regulations.

And it can also improve the energy consumption from mainpower grid evidently.



Power Factor Correction (PFC) allows power distribution to operate at its maximum efficiency. There are two types of PFC, Active PFC and Passive PFC. The preferable type of PFC is Active Power Factor Correction (Active PFC) since it provides more efficient power frequency. because active PFC uses a circuit to correct power factor, active PFC is able to generate a theoretical power factor of over 95%. Active Power Factor Correction also markedly diminishes total harmonics, automatically corrects for AC input voltage, and is capable of a full range of input voltage.

---

## **DC Outputs**

One main DC power output, up to 50 amperes, three outputs (up to 10 amperes each) with ON/OFF switch. 1200W output gives you all the power you need to run your high-powered application, or use multiple chargers simultaneously with three sets of integrated banana plug outputs!



**Adjustable Output**

**Voltage 15-30V**



## LCD Display

The output voltage and current are displayed on the digital readouts on the front, allowing you to identify the voltage and current at a glance.



## AC Input 100-240V

Worldwide operation:

Need not any alternative  
switcher, worldwide safe  
operation.





### **5V / 2.1A USB Port**

5 volts USB power port, 2100mA for  
charging tablets, mobile phones,  
cameras and etc.

### **Smart Cooling Fan**

Turns on automatically upon  
the temperature of 50°C.



## Safety Features



Over current, over temperature and short-circuit protection on output for safer and more reliable operation.

## TECHNISCHE DATEN

Input Voltage	100-240V AC
Input AC Frequency	50-60Hz
Output Voltage	15-30V DC $\pm 0.5V$
Output Current	50A $\pm 1A$
Current Overload Protection	$>51A$ 500ms
Input Fuse	20A
LCD Display	Voltage Precision: $\pm 0.3V$ Current Precision: $\pm 0.5A$

Output Voltage Ripple	0.98
Over Temperature Protection	65°C
Cooling Method	Cooling Fan
Operating Temperature Range	0-40°C
Operating Humidity Range	0-90%
Weight	3.08kg
Dimensions (LxWxH)	305x170x85mm

## DOWNLOADS

- 



[SkyRC eFuel 230W \[SK200017\] Manual \(538.1 KiB\)](#)